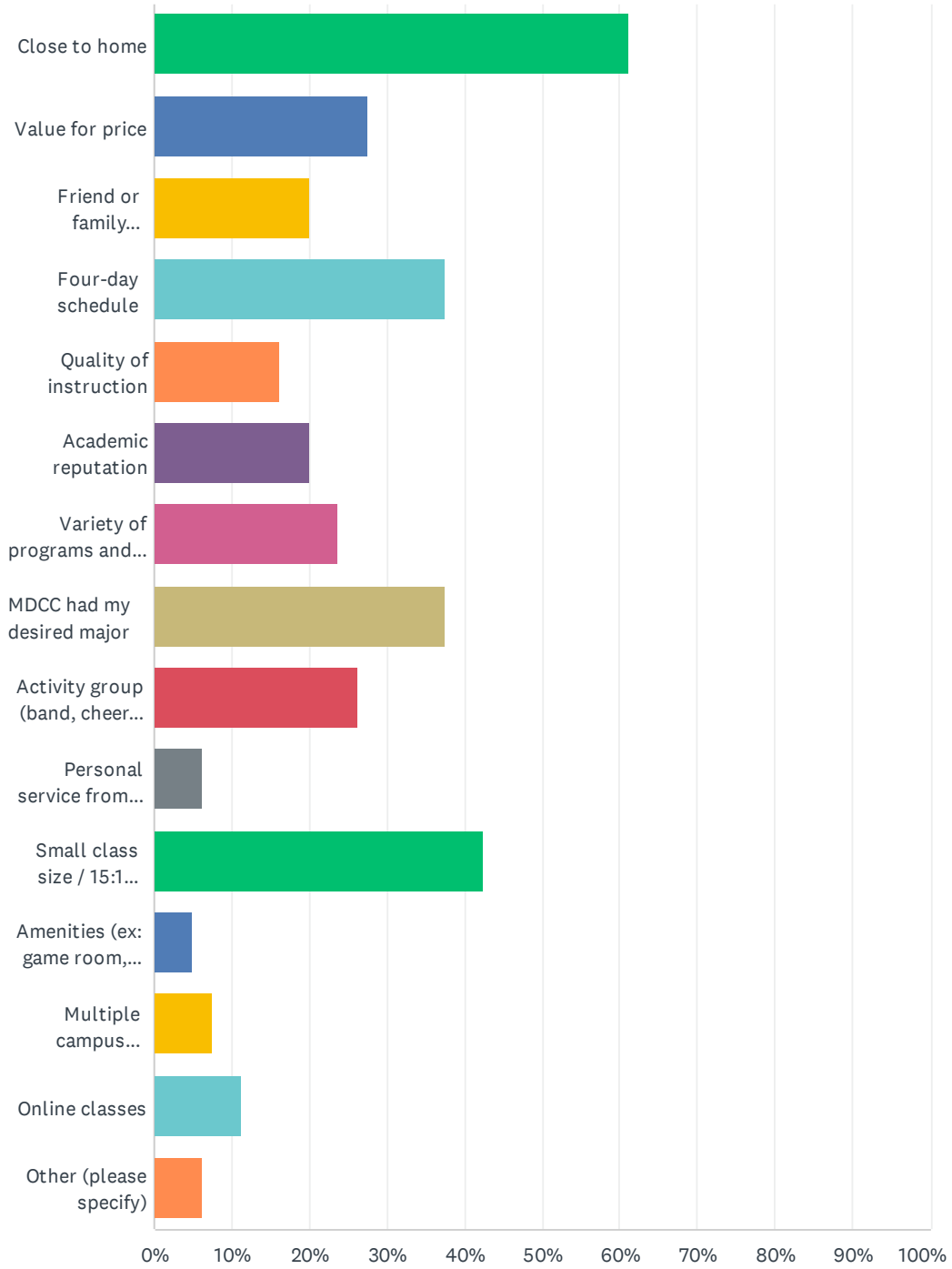


Q1 I chose to attend MDCC for the following reason(s):(select all that apply)

Answered: 80 Skipped: 0



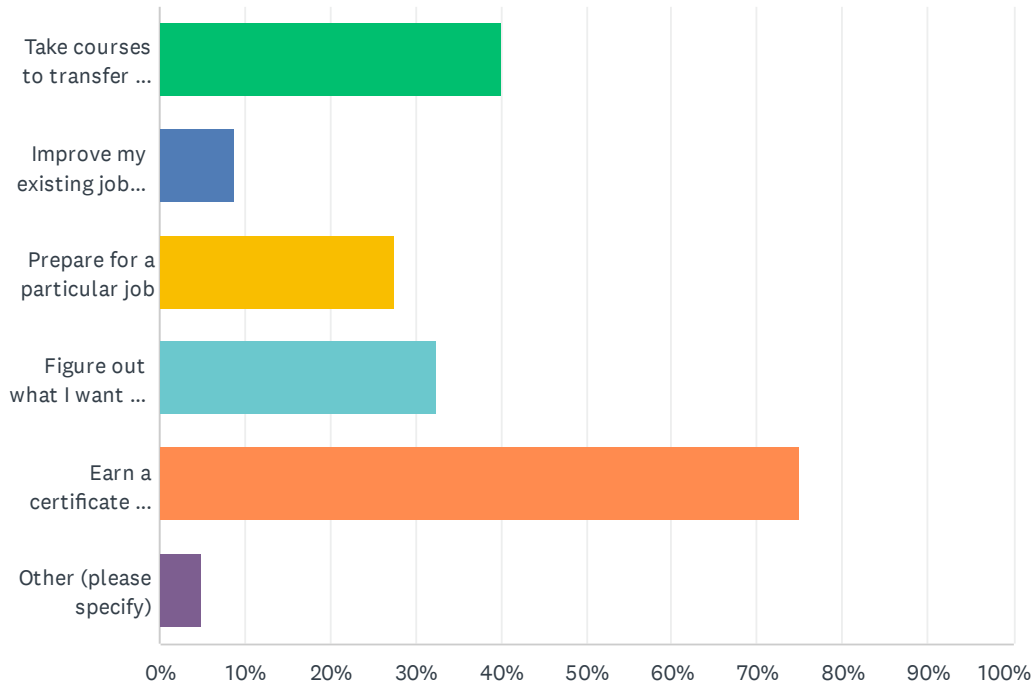
MDCC | Graduating Student Survey

ANSWER CHOICES	RESPONSES	
Close to home	61.25%	49
Value for price	27.50%	22
Friend or family connection to MDCC	20.00%	16
Four-day schedule	37.50%	30
Quality of instruction	16.25%	13
Academic reputation	20.00%	16
Variety of programs and classes	23.75%	19
MDCC had my desired major	37.50%	30
Activity group (band, cheer, choir, dance, sport)	26.25%	21
Personal service from staff	6.25%	5
Small class size / 15:1 student-teacher ratio	42.50%	34
Amenities (ex: game room, fitness center, bikeshare)	5.00%	4
Multiple campus locations	7.50%	6
Online classes	11.25%	9
Other (please specify)	6.25%	5
Total Respondents: 80		

#	OTHER (PLEASE SPECIFY)	DATE
1	Scholarship	4/30/2024 8:09 AM
2	football	4/23/2024 4:41 PM
3	I received a scholarship	4/23/2024 1:25 PM
4	Dual Enrollment	4/23/2024 10:10 AM
5	Dental hygiene program	4/22/2024 1:41 PM

Q2 When I first enrolled at MDCC, I wanted to... (select all that apply)

Answered: 80 Skipped: 0

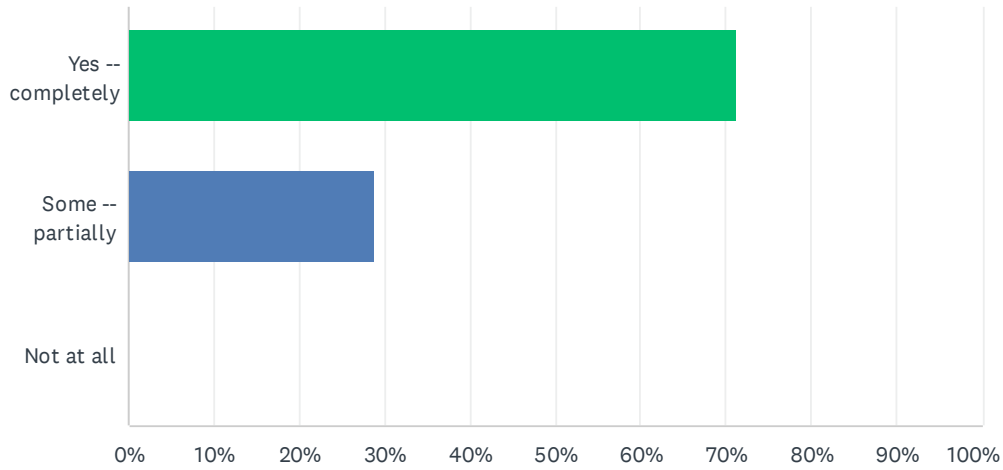


ANSWER CHOICES	RESPONSES
Take courses to transfer to a 4-year college/university	40.00% 32
Improve my existing job skills	8.75% 7
Prepare for a particular job	27.50% 22
Figure out what I want to do in life	32.50% 26
Earn a certificate or degree	75.00% 60
Other (please specify)	5.00% 4
Total Respondents: 80	

#	OTHER (PLEASE SPECIFY)	DATE
1	N/a	4/23/2024 1:25 PM
2	Earn my degree	4/22/2024 6:27 PM
3	Dental hygiene	4/22/2024 1:41 PM
4	fulfill my dream	4/22/2024 10:48 AM

Q3 I accomplished my goals for attending MDCC.

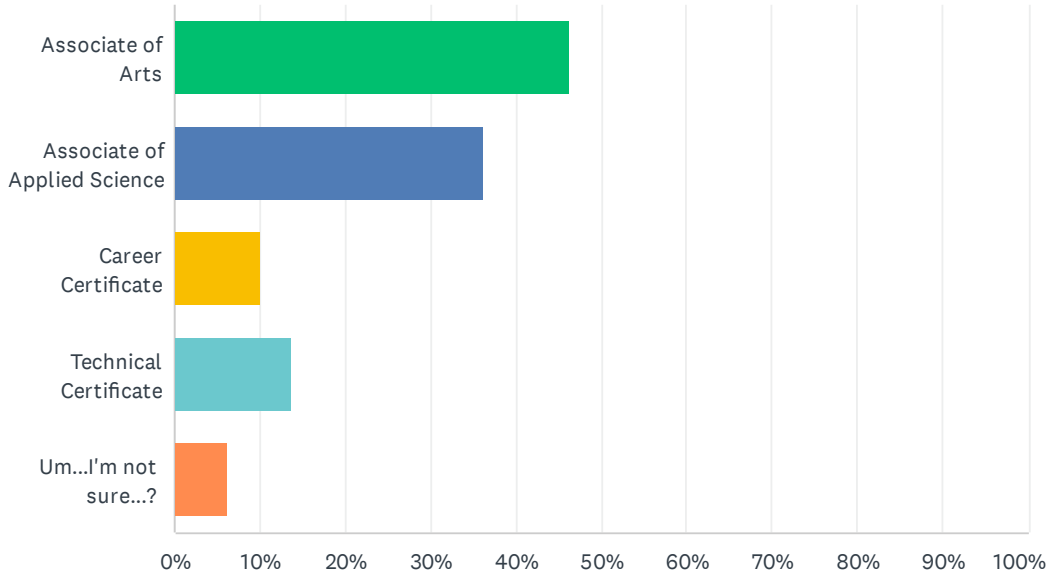
Answered: 80 Skipped: 0



ANSWER CHOICES	RESPONSES	
Yes -- completely	71.25%	57
Some -- partially	28.75%	23
Not at all	0.00%	0
TOTAL		80

Q4 What type(s) of credential will you earn at graduation? (check all that apply)

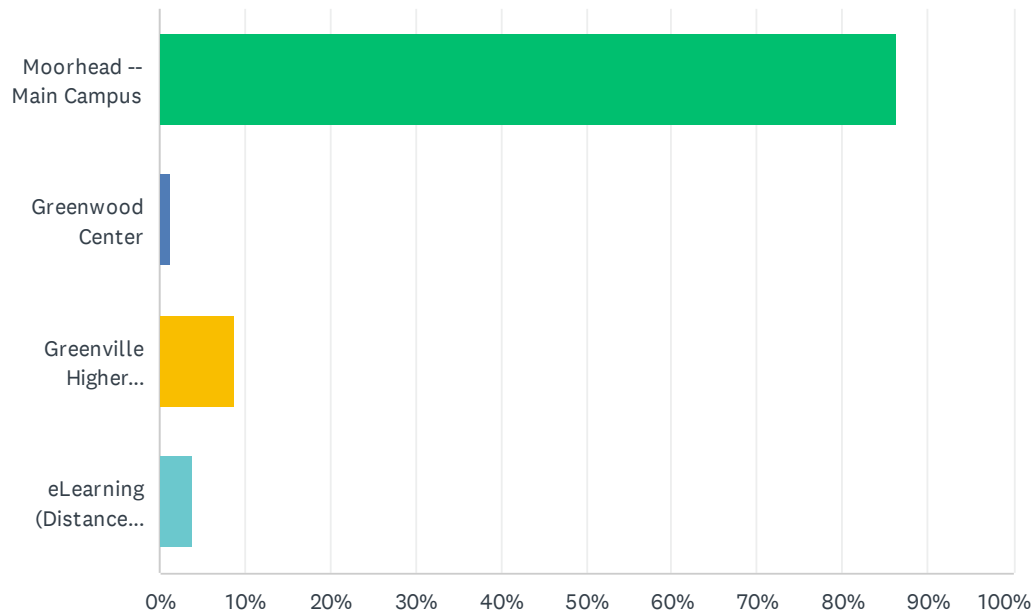
Answered: 80 Skipped: 0



ANSWER CHOICES	RESPONSES	
Associate of Arts	46.25%	37
Associate of Applied Science	36.25%	29
Career Certificate	10.00%	8
Technical Certificate	13.75%	11
Um...I'm not sure...?	6.25%	5
Total Respondents: 80		

Q5 Where have you taken the majority of your courses ?

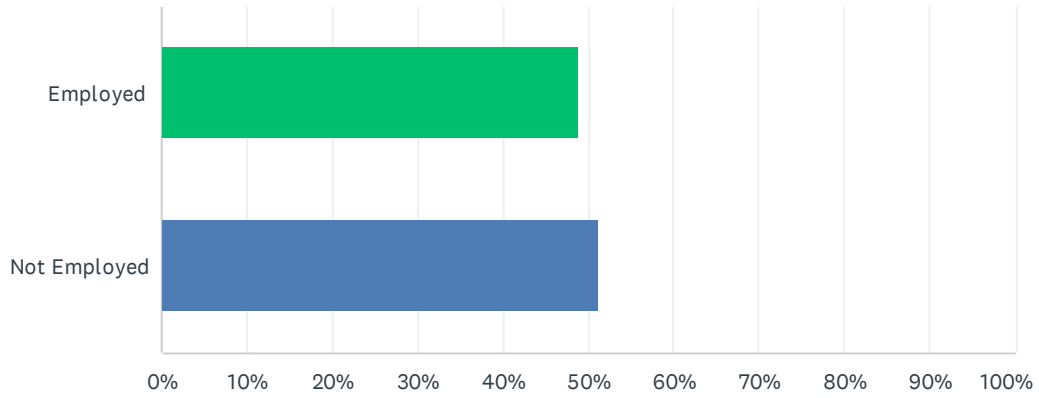
Answered: 80 Skipped: 0



ANSWER CHOICES	RESPONSES
Moorhead -- Main Campus	86.25% 69
Greenwood Center	1.25% 1
Greenville Higher Education Center	8.75% 7
eLearning (Distance Education)	3.75% 3
TOTAL	80

Q6 While attending MDCC, what was your employment status typically?

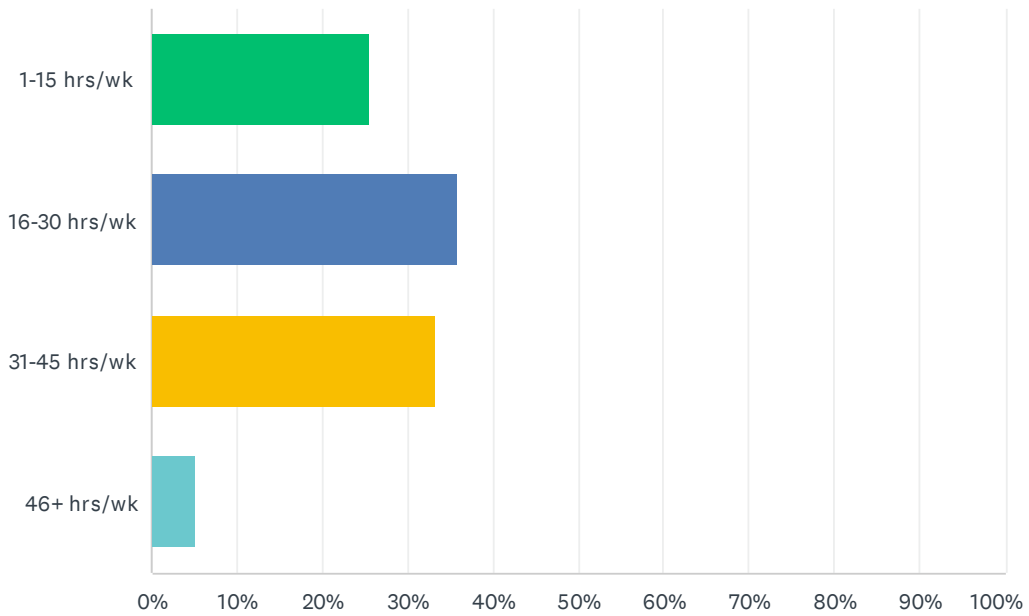
Answered: 80 Skipped: 0



ANSWER CHOICES	RESPONSES
Employed	48.75% 39
Not Employed	51.25% 41
TOTAL	80

Q7 On average, about how many hours did you work per week?

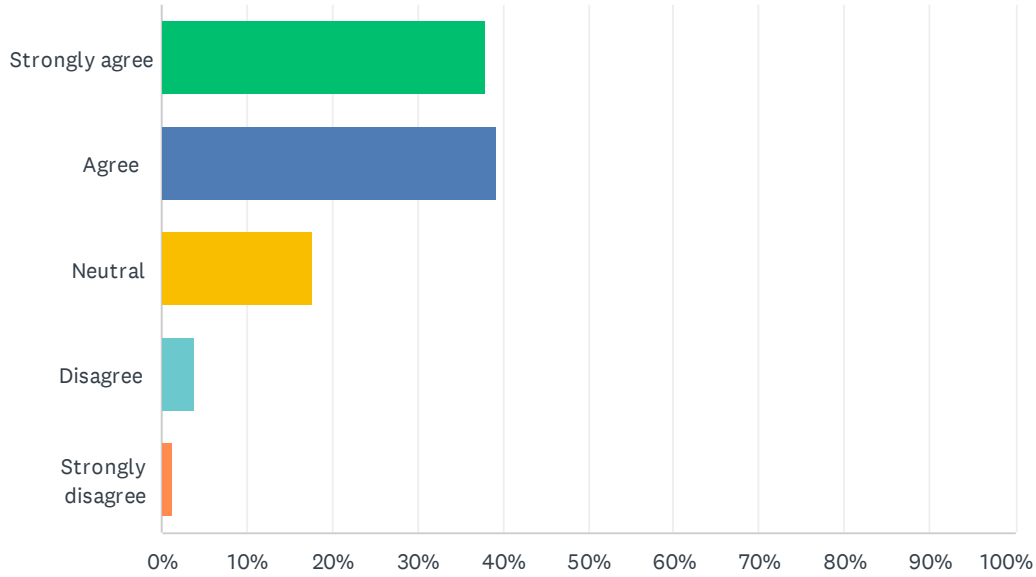
Answered: 39 Skipped: 41



ANSWER CHOICES	RESPONSES	
1-15 hrs/wk	25.64%	10
16-30 hrs/wk	35.90%	14
31-45 hrs/wk	33.33%	13
46+ hrs/wk	5.13%	2
TOTAL		39

Q8 I am better at analyzing facts and drawing conclusions now than I was before beginning my program at MDCC.

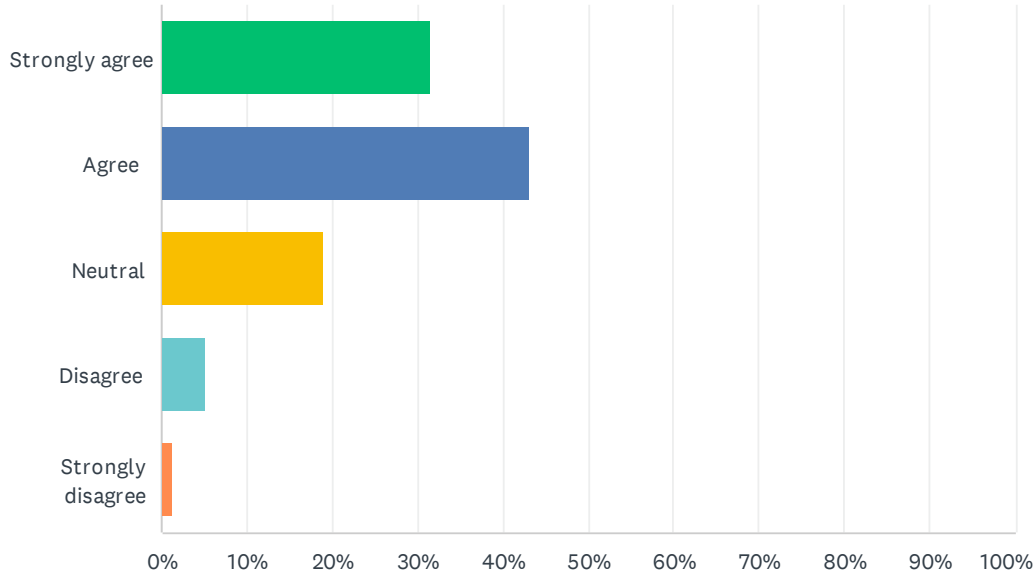
Answered: 79 Skipped: 1



ANSWER CHOICES	RESPONSES	
Strongly agree	37.97%	30
Agree	39.24%	31
Neutral	17.72%	14
Disagree	3.80%	3
Strongly disagree	1.27%	1
TOTAL		79

Q9 I am better at reading and using written text now than I was before beginning my program at MDCC.

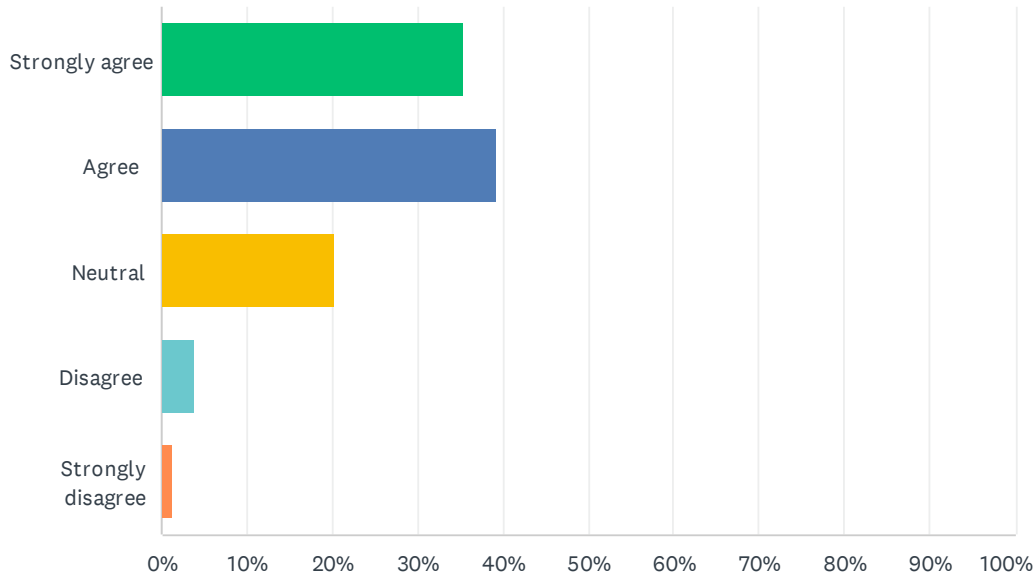
Answered: 79 Skipped: 1



ANSWER CHOICES	RESPONSES	
Strongly agree	31.65%	25
Agree	43.04%	34
Neutral	18.99%	15
Disagree	5.06%	4
Strongly disagree	1.27%	1
TOTAL		79

Q10 I am better at interpreting graphic information and problem-solving now than I was before beginning my program at MDCC.

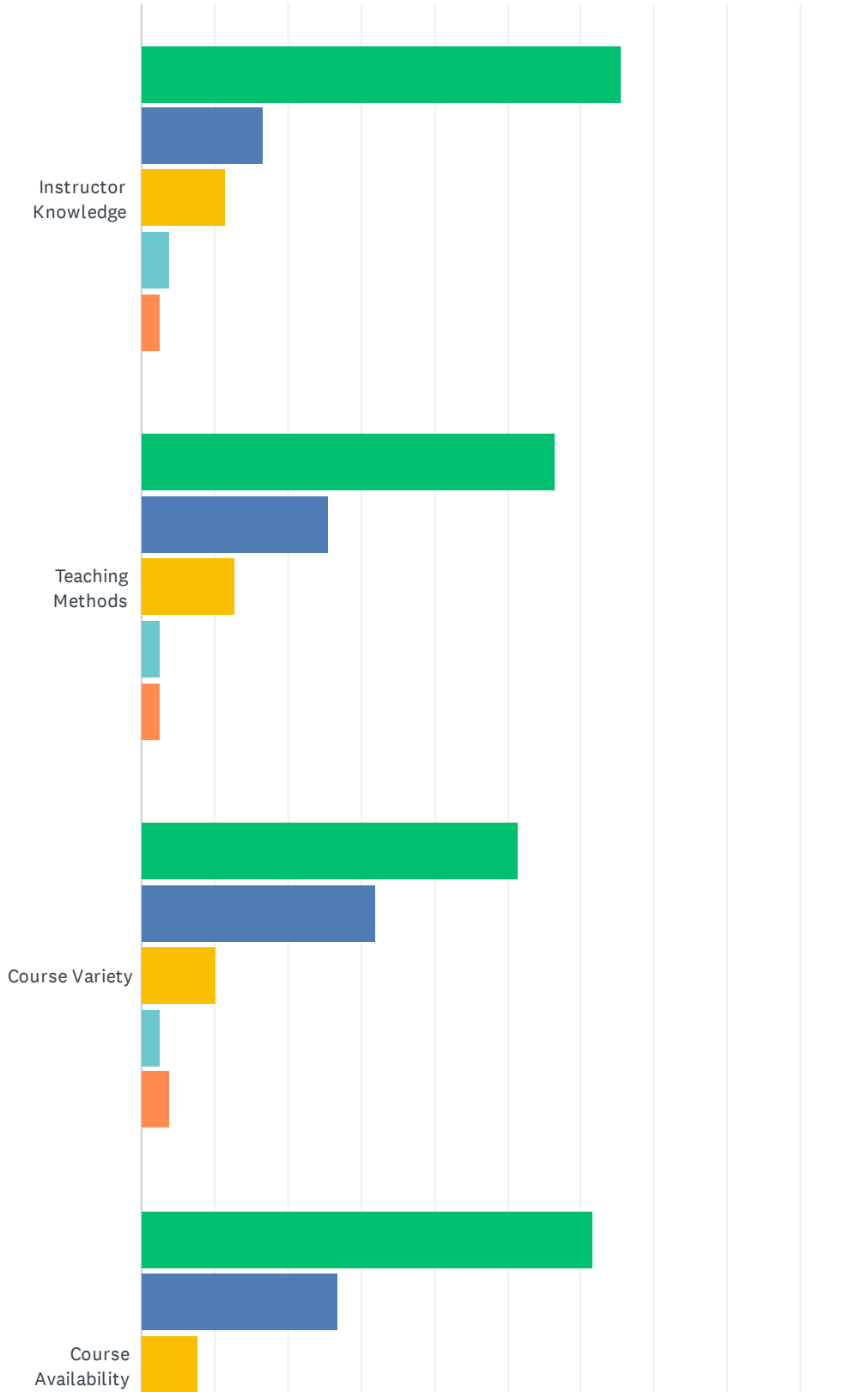
Answered: 79 Skipped: 1

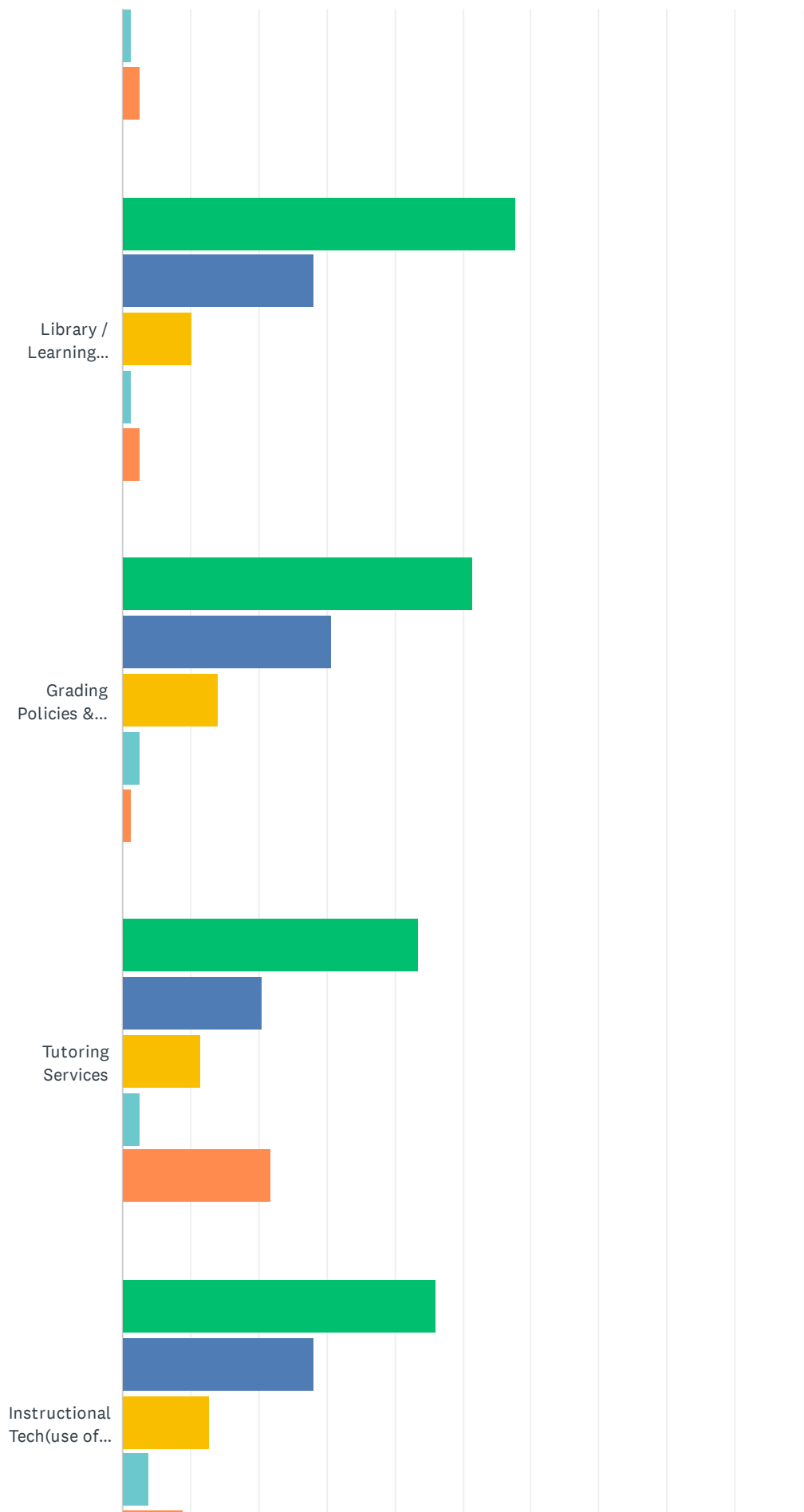


ANSWER CHOICES	RESPONSES	
Strongly agree	35.44%	28
Agree	39.24%	31
Neutral	20.25%	16
Disagree	3.80%	3
Strongly disagree	1.27%	1
TOTAL		79

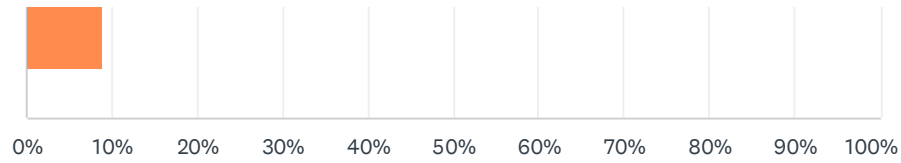
Q11 Please rate the quality of your program of study and academic support services:

Answered: 78 Skipped: 2





MDCC | Graduating Student Survey

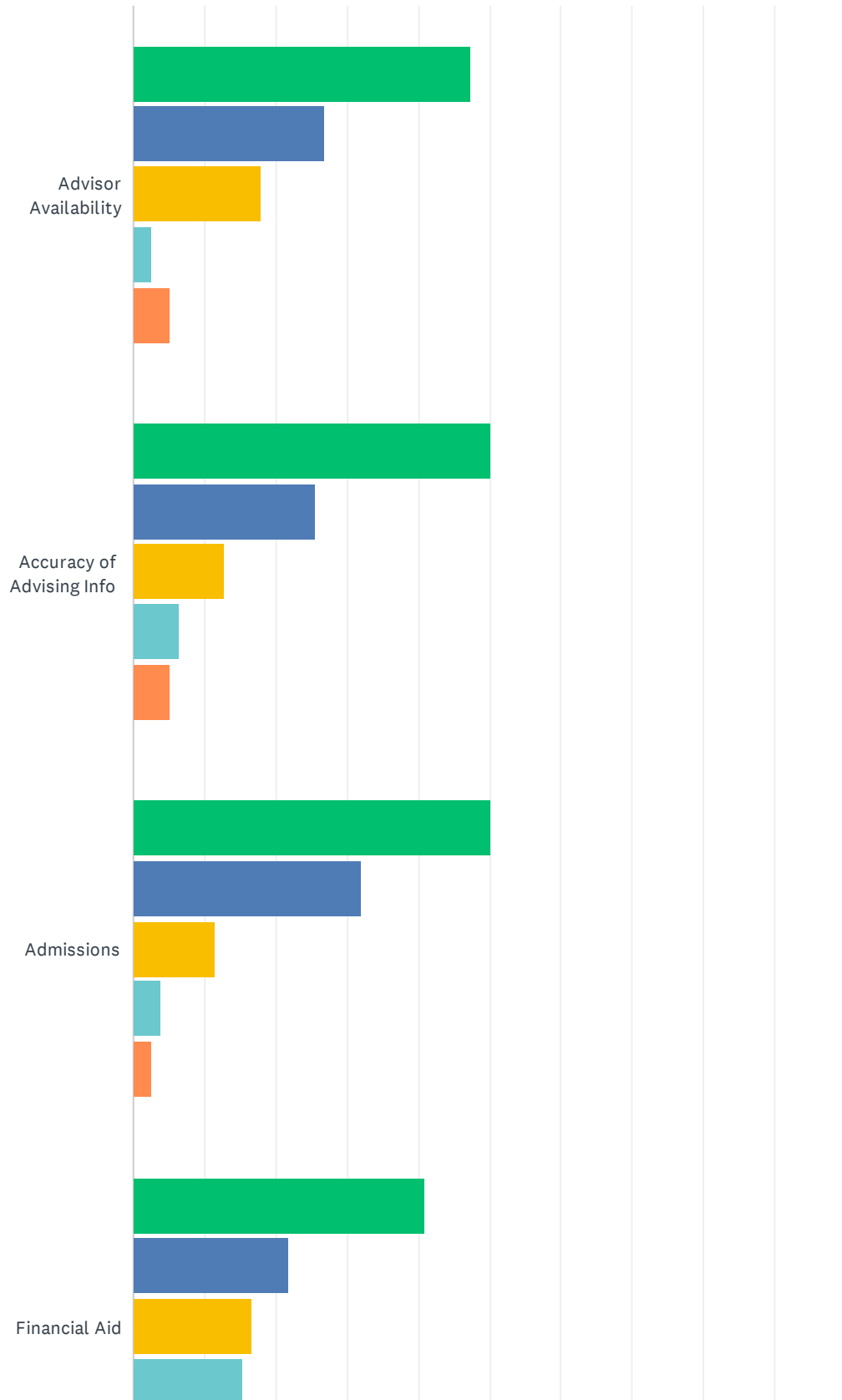


	EXCELLENT	GOOD	AVERAGE	POOR	N/A	TOTAL	WEIGHTED AVERAGE
Instructor Knowledge	65.38% 51	16.67% 13	11.54% 9	3.85% 3	2.56% 2	78	3.47
Teaching Methods	56.41% 44	25.64% 20	12.82% 10	2.56% 2	2.56% 2	78	3.39
Course Variety	51.28% 40	32.05% 25	10.26% 8	2.56% 2	3.85% 3	78	3.37
Course Availability	61.54% 48	26.92% 21	7.69% 6	1.28% 1	2.56% 2	78	3.53
Library / Learning Resources	57.69% 45	28.21% 22	10.26% 8	1.28% 1	2.56% 2	78	3.46
Grading Policies & Practices	51.28% 40	30.77% 24	14.10% 11	2.56% 2	1.28% 1	78	3.32
Tutoring Services	43.59% 34	20.51% 16	11.54% 9	2.56% 2	21.79% 17	78	3.34
Instructional Tech(use of hardware, software, and web-based resources to assist learning)	46.15% 36	28.21% 22	12.82% 10	3.85% 3	8.97% 7	78	3.28

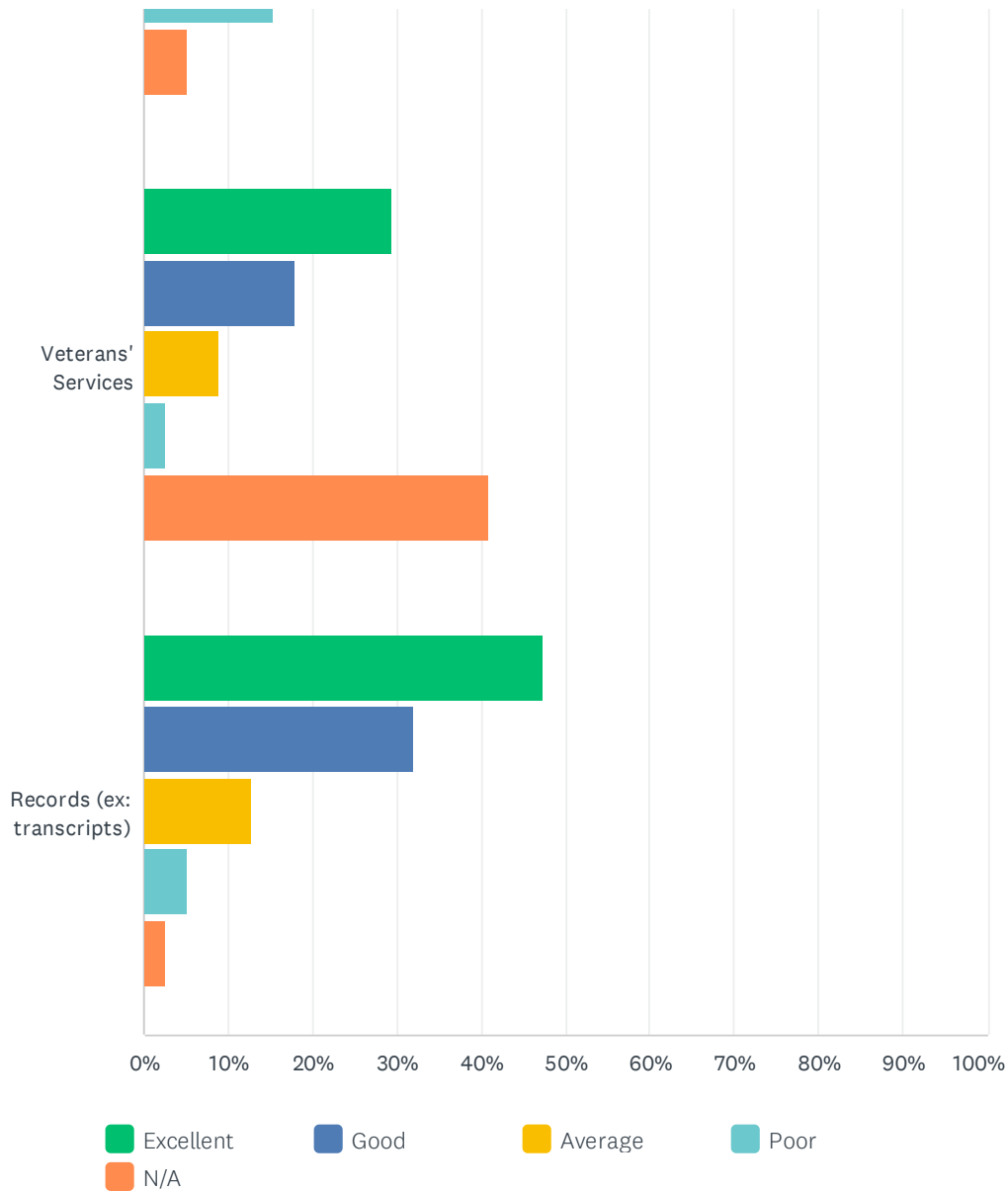
#	PLEASE FEEL FREE TO TELL US MORE ABOUT YOUR ACADEMIC EXPERIENCES:	DATE
1	N/a	4/23/2024 1:27 PM
2	N/A	4/22/2024 2:43 PM
3	Getting patients was very hard.	4/22/2024 1:48 PM
4	I love the experience mdcc gave me.it prepared me for a four year college and a work environment	4/22/2024 1:05 PM
5	Alright	4/18/2024 4:11 PM

Q12 Please rate the quality of these enrollment services:

Answered: 78 Skipped: 2



MDCC | Graduating Student Survey



	EXCELLENT	GOOD	AVERAGE	POOR	N/A	TOTAL	WEIGHTED AVERAGE
Advisor Availability	47.44% 37	26.92% 21	17.95% 14	2.56% 2	5.13% 4	78	3.26
Accuracy of Advising Info	50.00% 39	25.64% 20	12.82% 10	6.41% 5	5.13% 4	78	3.26
Admissions	50.00% 39	32.05% 25	11.54% 9	3.85% 3	2.56% 2	78	3.32
Financial Aid	41.03% 32	21.79% 17	16.67% 13	15.38% 12	5.13% 4	78	2.93
Veterans' Services	29.49% 23	17.95% 14	8.97% 7	2.56% 2	41.03% 32	78	3.26
Records (ex: transcripts)	47.44% 37	32.05% 25	12.82% 10	5.13% 4	2.56% 2	78	3.25

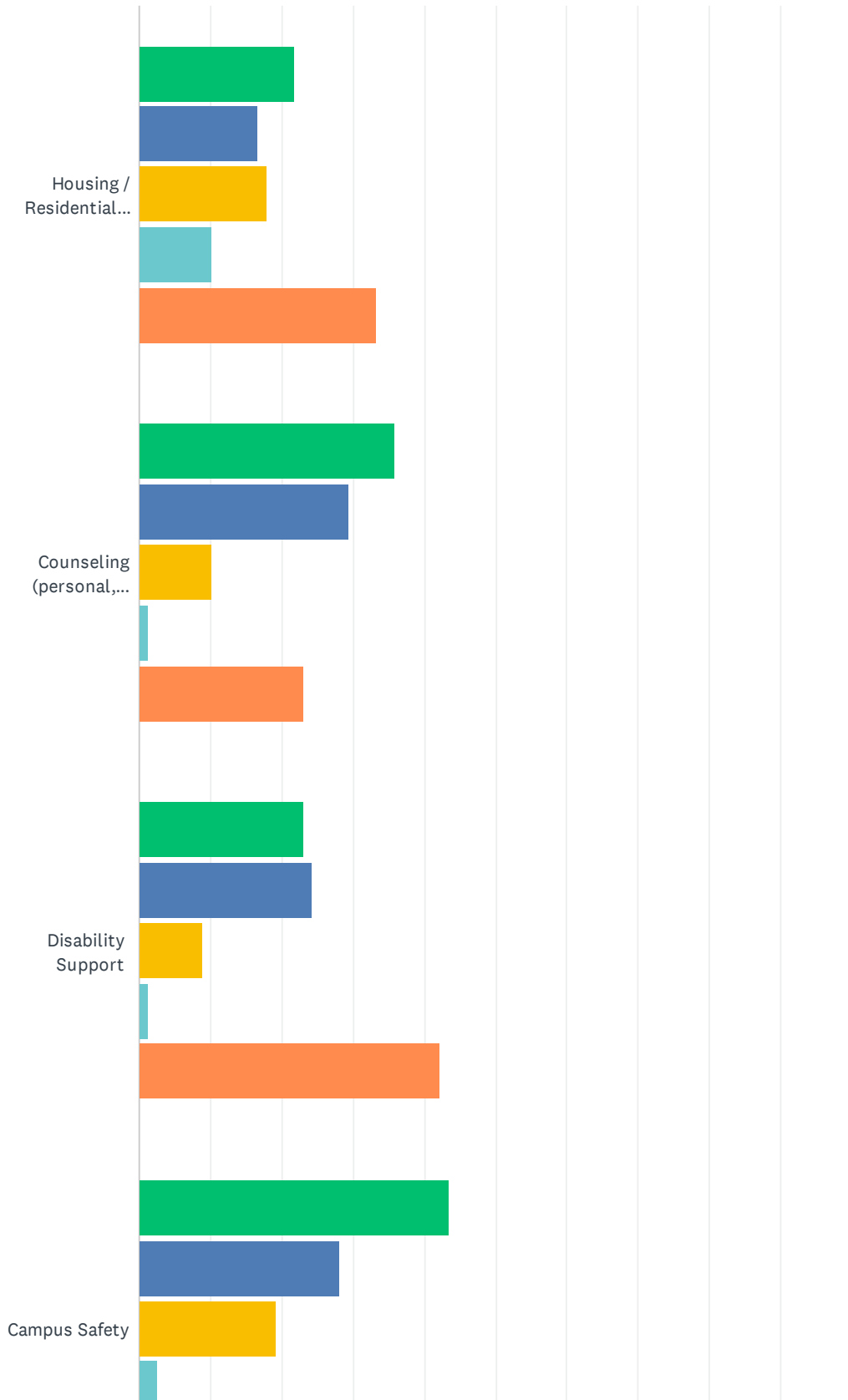
#	PLEASE FEEL FREE TO TELL US MORE ABOUT ENROLLMENT SERVICES:	DATE
---	---	------

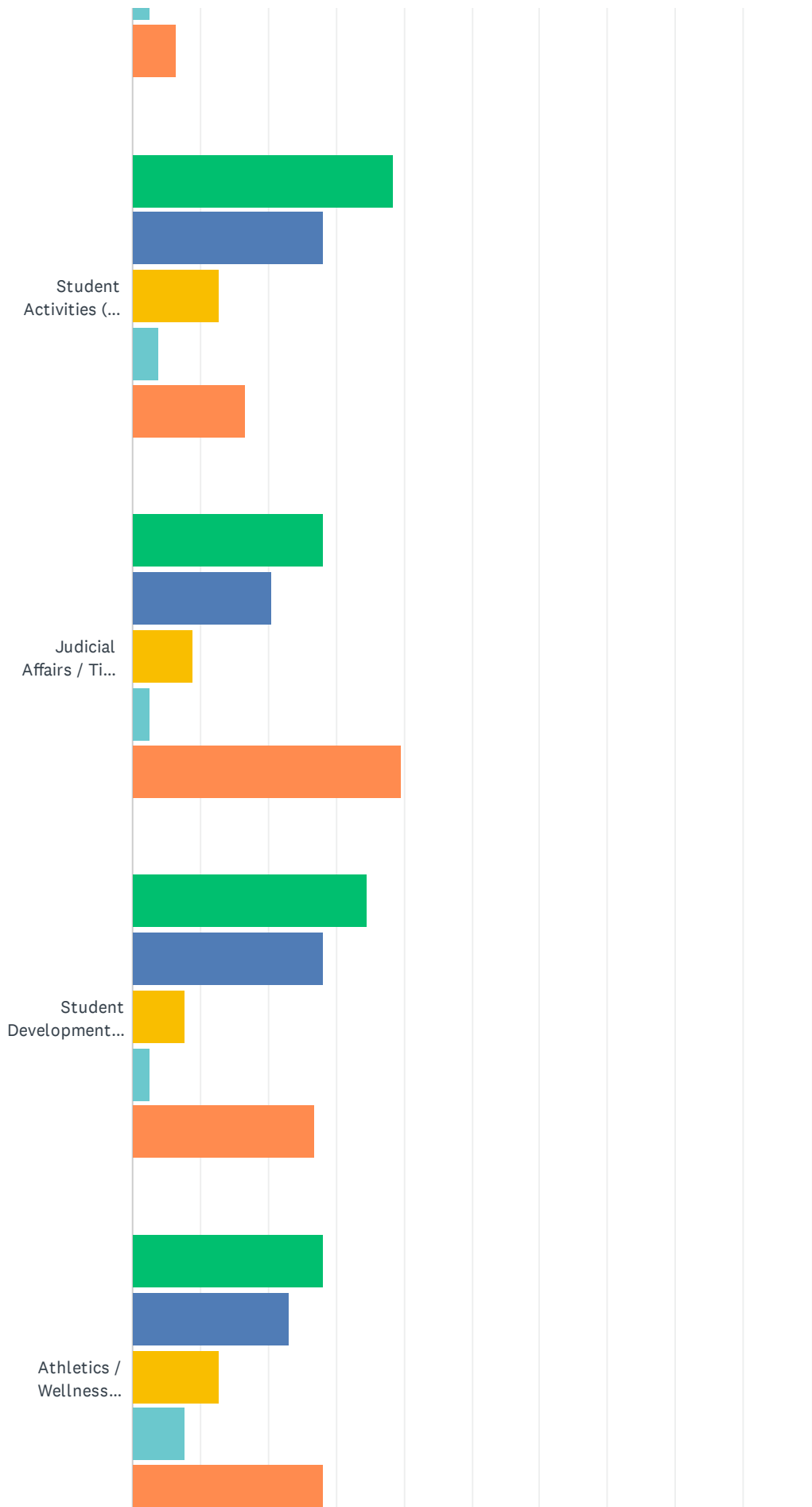
MDCC | Graduating Student Survey

1	N/a	4/23/2024 1:27 PM
2	Services have been well.	4/22/2024 2:43 PM
3	No one told me MS Delta doesn't take student loans until 2 weeks before school started! I worked 2 jobs and went to school full time because I already have a bachelors degree! It was ridiculous!!!	4/22/2024 1:48 PM
4	Financial aid doesn't give enough money and you have to pay it back in thousands	4/18/2024 4:11 PM

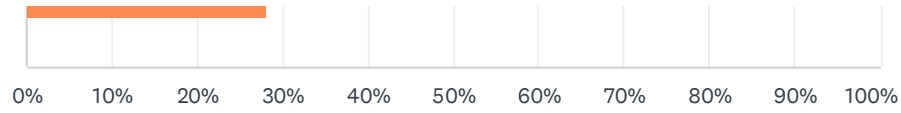
Q13 Please rate the quality of these student services:

Answered: 78 Skipped: 2





MDCC | Graduating Student Survey

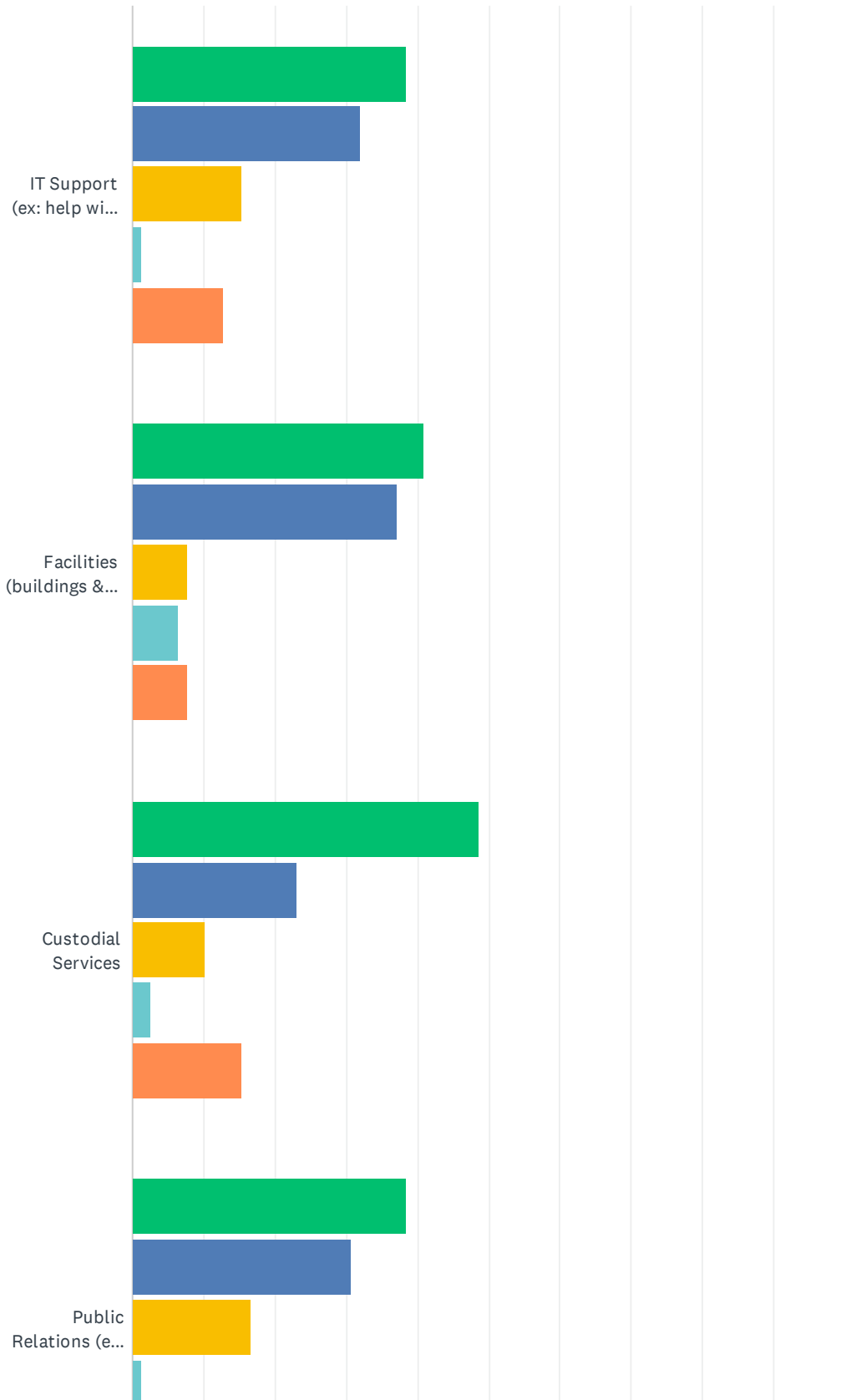


	EXCELLENT	GOOD	AVERAGE	POOR	N/A	TOTAL	WEIGHTED AVERAGE
Housing / Residential Life	21.79% 17	16.67% 13	17.95% 14	10.26% 8	33.33% 26	78	2.75
Counseling (personal, career, or academic)	35.90% 28	29.49% 23	10.26% 8	1.28% 1	23.08% 18	78	3.30
Disability Support	23.08% 18	24.36% 19	8.97% 7	1.28% 1	42.31% 33	78	3.20
Campus Safety	43.59% 34	28.21% 22	19.23% 15	2.56% 2	6.41% 5	78	3.21
Student Activities (ex: SpringFest)	38.46% 30	28.21% 22	12.82% 10	3.85% 3	16.67% 13	78	3.22
Judicial Affairs / Title IX	28.21% 22	20.51% 16	8.97% 7	2.56% 2	39.74% 31	78	3.23
Student Development (ex: SGA, clubs)	34.62% 27	28.21% 22	7.69% 6	2.56% 2	26.92% 21	78	3.30
Athletics / Wellness Facilities	28.21% 22	23.08% 18	12.82% 10	7.69% 6	28.21% 22	78	3.00

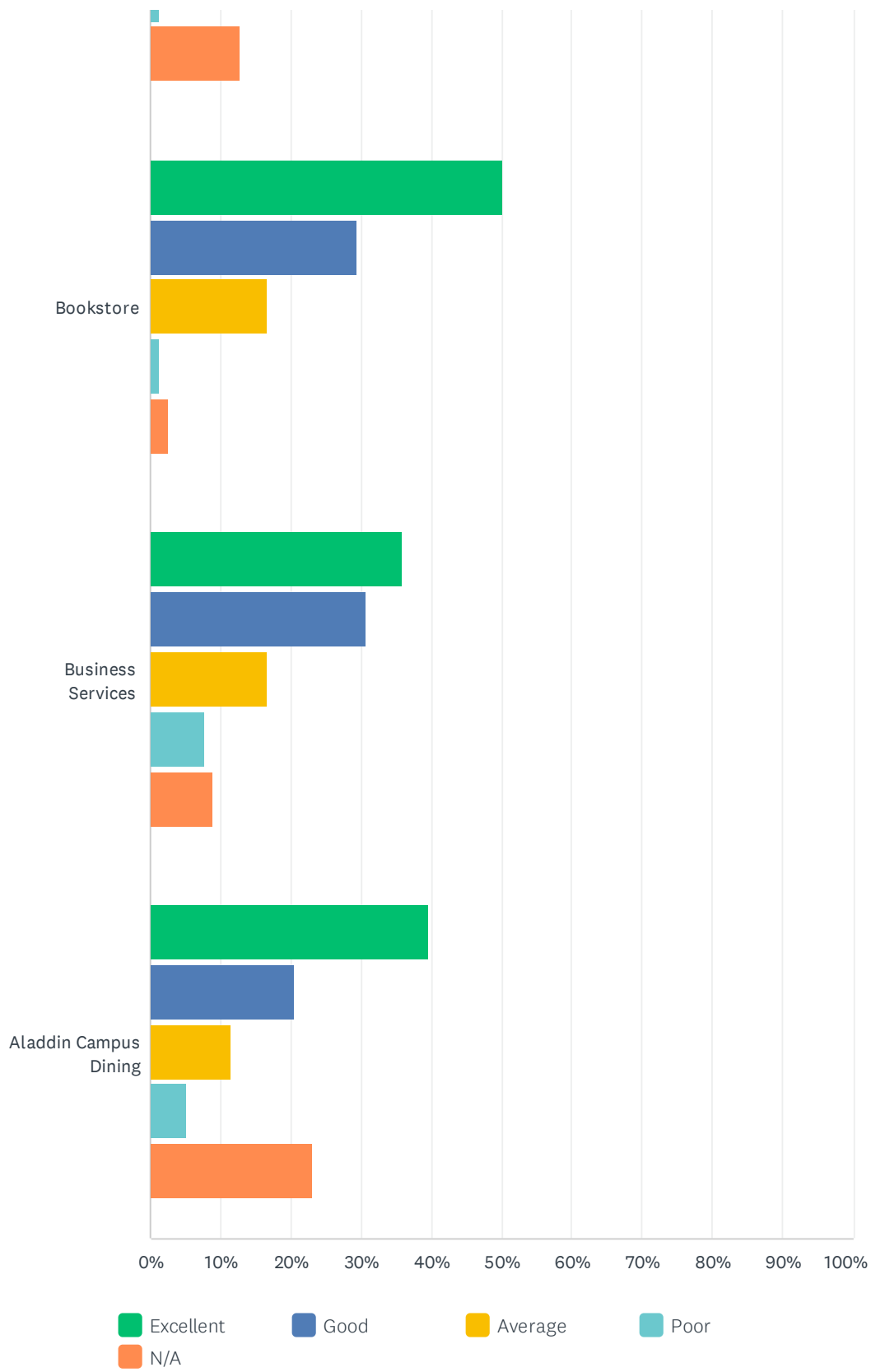
#	PLEASE FEEL FREE TO TELL US MORE ABOUT STUDENT SERVICES:	DATE
1	N/a	4/23/2024 1:27 PM
2	Idk I only went to hygiene program	4/22/2024 1:48 PM
3	Fine	4/18/2024 4:11 PM

Q14 Please rate the quality of these administrative services:

Answered: 78 Skipped: 2



MDCC | Graduating Student Survey



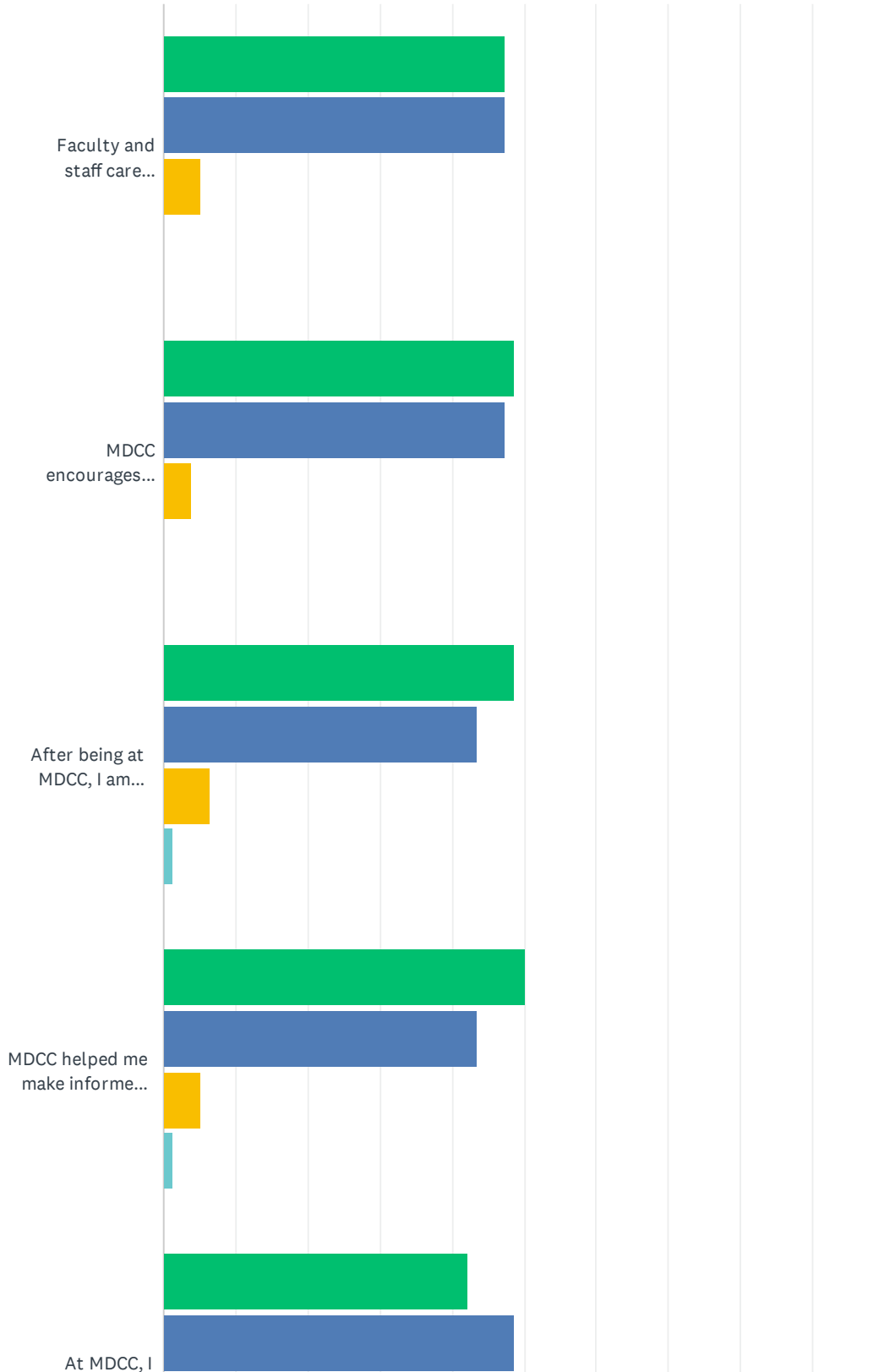
MDCC | Graduating Student Survey

	EXCELLENT	GOOD	AVERAGE	POOR	N/A	TOTAL	WEIGHTED AVERAGE
IT Support (ex: help with MyDelta, email, etc.)	38.46% 30	32.05% 25	15.38% 12	1.28% 1	12.82% 10	78	3.24
Facilities (buildings & grounds)	41.03% 32	37.18% 29	7.69% 6	6.41% 5	7.69% 6	78	3.22
Custodial Services	48.72% 38	23.08% 18	10.26% 8	2.56% 2	15.38% 12	78	3.39
Public Relations (ex: social media posts, campus alerts)	38.46% 30	30.77% 24	16.67% 13	1.28% 1	12.82% 10	78	3.22
Bookstore	50.00% 39	29.49% 23	16.67% 13	1.28% 1	2.56% 2	78	3.32
Business Services	35.90% 28	30.77% 24	16.67% 13	7.69% 6	8.97% 7	78	3.04
Aladdin Campus Dining	39.74% 31	20.51% 16	11.54% 9	5.13% 4	23.08% 18	78	3.23

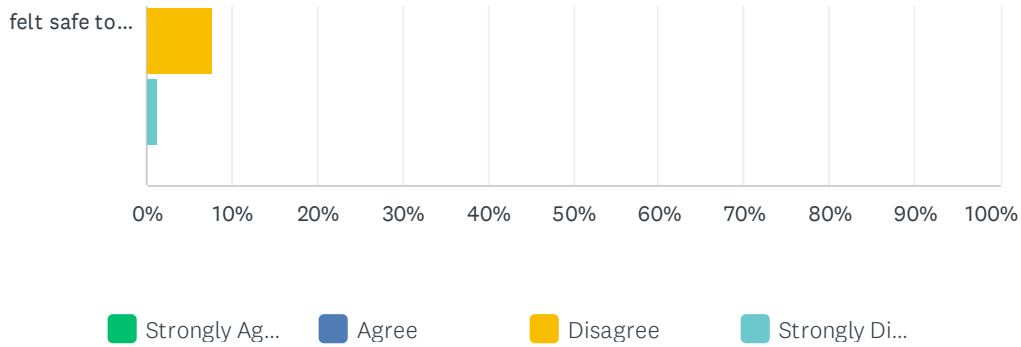
#	PLEASE FEEL FREE TO TELL US MORE ABOUT ADMINISTRATIVE SERVICES:	DATE
1	N/a	4/23/2024 1:27 PM
2	Alright	4/18/2024 4:11 PM

Q15 Please give your level of agreement with these statements about MDCC's overall learning environment:

Answered: 78 Skipped: 2



MDCC | Graduating Student Survey

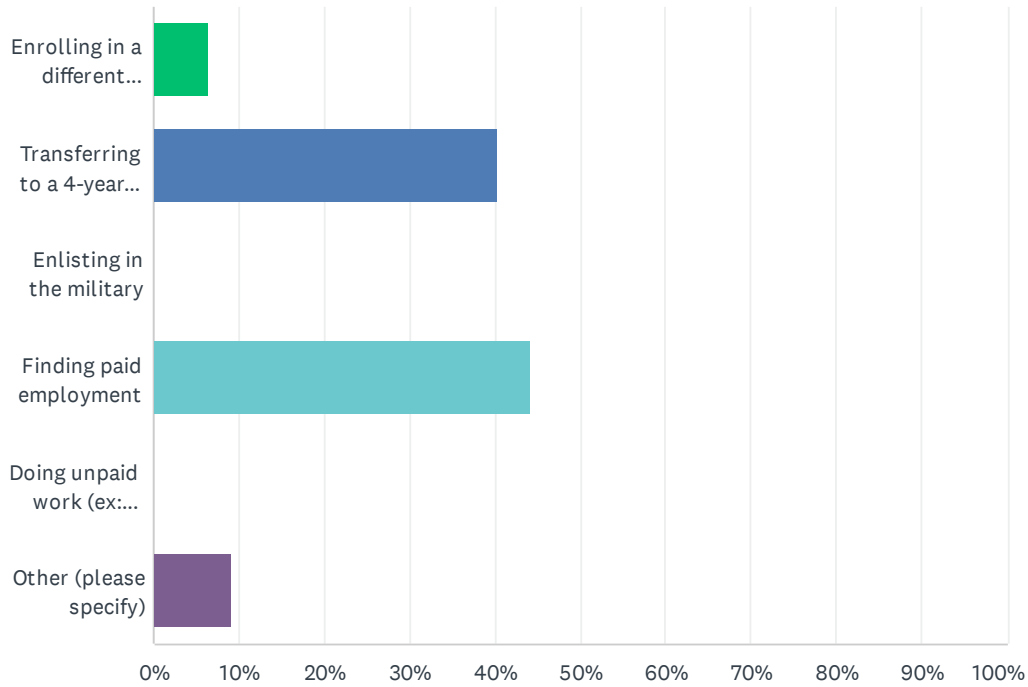


	STRONGLY AGREE	AGREE	DISAGREE	STRONGLY DISAGREE	TOTAL	WEIGHTED AVERAGE
Faculty and staff care about me as a person, not just as an MDCC student.	47.44% 37	47.44% 37	5.13% 4	0.00% 0	78	3.42
MDCC encourages students to work together and learn from each other.	48.72% 38	47.44% 37	3.85% 3	0.00% 0	78	3.45
After being at MDCC, I am better prepared to work with people of different social groups.	48.72% 38	43.59% 34	6.41% 5	1.28% 1	78	3.40
MDCC helped me make informed reasonable decisions about my goals.	50.00% 39	43.59% 34	5.13% 4	1.28% 1	78	3.42
At MDCC, I felt safe to make some mistakes and try new things.	42.31% 33	48.72% 38	7.69% 6	1.28% 1	78	3.32

#	PLEASE FEEL FREE TO TELL US MORE ABOUT MDCC'S LEARNING ENVIRONMENT:	DATE
1	N/a	4/23/2024 1:27 PM
2	GHEC has too many highschool students	4/18/2024 4:11 PM

Q16 Within the next 3 to 4 months, what do you see yourself doing?

Answered: 77 Skipped: 3

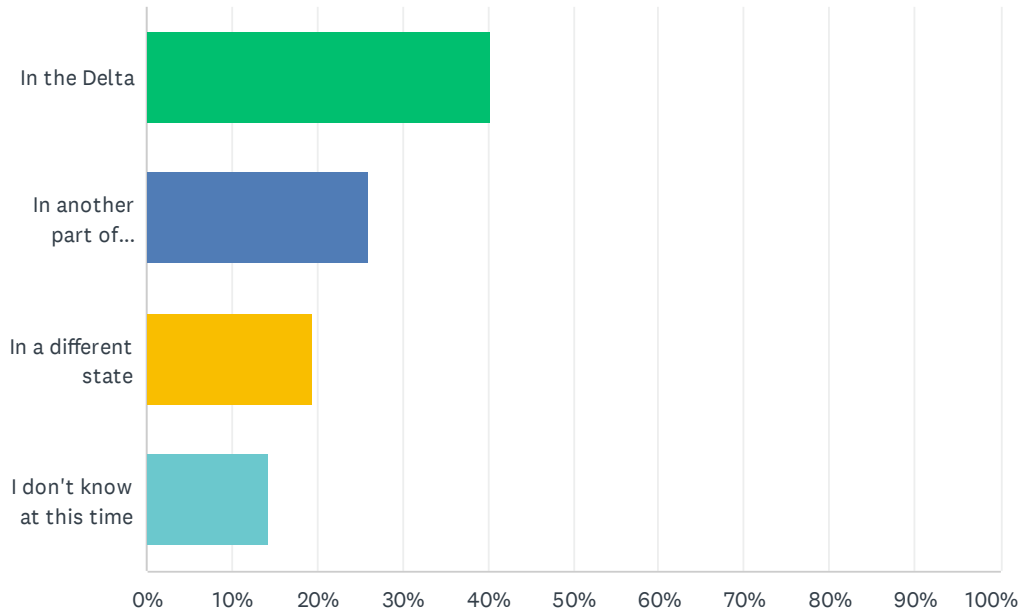


ANSWER CHOICES	RESPONSES
Enrolling in a different community college program	6.49% 5
Transferring to a 4-year college/university	40.26% 31
Enlisting in the military	0.00% 0
Finding paid employment	44.16% 34
Doing unpaid work (ex: AmeriCorps, helping family)	0.00% 0
Other (please specify)	9.09% 7
TOTAL	77

#	OTHER (PLEASE SPECIFY)	DATE
1	N/a	4/23/2024 1:27 PM
2	Cosmetology school	4/23/2024 9:38 AM
3	Working as an RDH	4/22/2024 9:24 PM
4	Enrolling into a program there	4/22/2024 6:29 PM
5	Getting a hygiene job	4/22/2024 1:49 PM
6	at MDCC	4/22/2024 9:28 AM
7	Coming back to Mdcc	4/20/2024 6:22 PM

Q17 Where do you expect to be living?

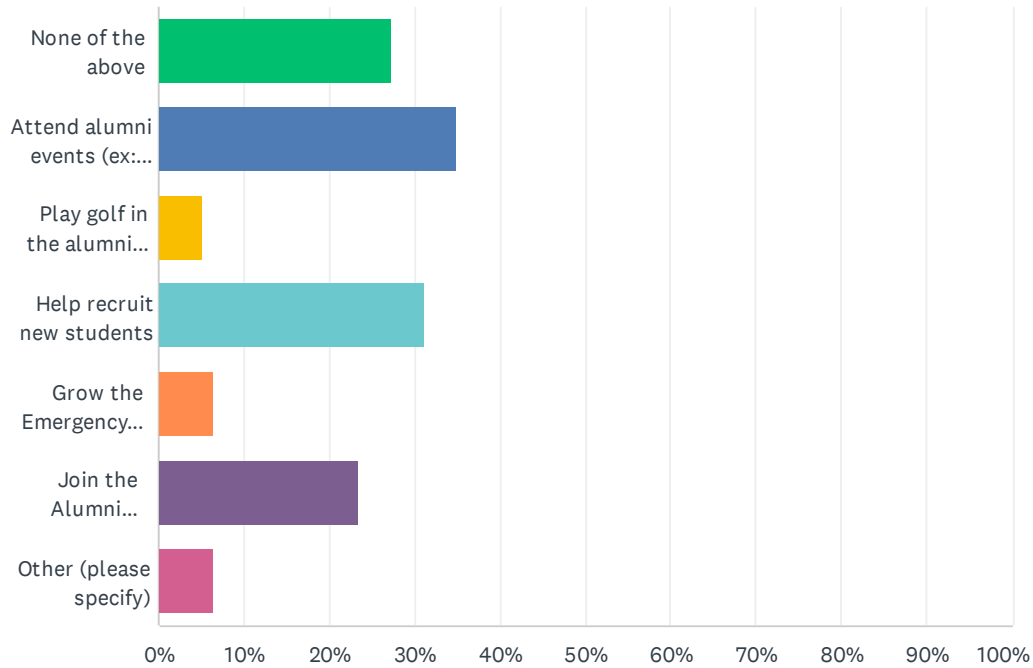
Answered: 77 Skipped: 3



ANSWER CHOICES	RESPONSES	
In the Delta	40.26%	31
In another part of Mississippi	25.97%	20
In a different state	19.48%	15
I don't know at this time	14.29%	11
TOTAL		77

Q18 How would you like to continue your connection to MDCC? (select all that apply)

Answered: 77 Skipped: 3



ANSWER CHOICES	RESPONSES
None of the above	27.27% 21
Attend alumni events (ex: tailgating, socials)	35.06% 27
Play golf in the alumni tournament	5.19% 4
Help recruit new students	31.17% 24
Grow the Emergency Student Support fund	6.49% 5
Join the Alumni Association	23.38% 18
Other (please specify)	6.49% 5
Total Respondents: 77	

#	OTHER (PLEASE SPECIFY)	DATE
1	I would like to do some volunteer work.	5/3/2024 10:22 AM
2	PTA Instructor	4/26/2024 8:02 PM
3	N/a	4/23/2024 1:27 PM
4	Come be a patient for future hygienst	4/22/2024 1:49 PM
5	Theatre,orchestra and more	4/22/2024 11:47 AM

Q19 If you had it to do over again, would you choose MDCC?

Answered: 77 Skipped: 3

4.0★
average rating



	NOT SO MUCH	(NO LABEL)	(NO LABEL)	(NO LABEL)	ABSOLUTELY!	TOTAL	WEIGHTED AVERAGE
☆	12.99% 10	5.19% 4	11.69% 9	11.69% 9	58.44% 45	77	3.97

Q20 How likely are you to recommend MDCC to a friend?

Answered: 77 Skipped: 3

4.1 ★
average rating



	NOT SO MUCH	(NO LABEL)	(NO LABEL)	(NO LABEL)	ABSOLUTELY!	TOTAL	WEIGHTED AVERAGE
☆	9.09% 7	5.19% 4	12.99% 10	16.88% 13	55.84% 43	77	4.05