

MISSISSIPPI DELTA COMMUNITY COLLEGE



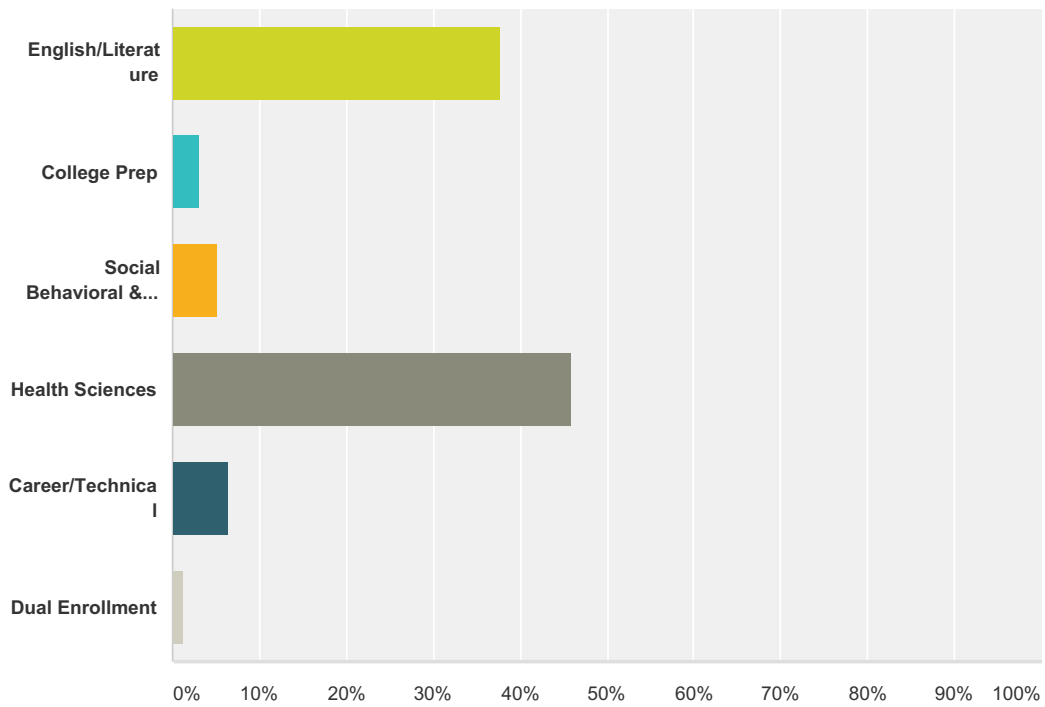
STUDENT LIBRARY ORIENTATION SURVEY 2016 REPORT

DR. LARRY NABORS, PRESIDENT

OFFICE OF INSTITUTIONAL EFFECTIVENESS
662-246-6256/rlamb@msdelta.edu

Q1 Choose the appropriate department for your program of study:

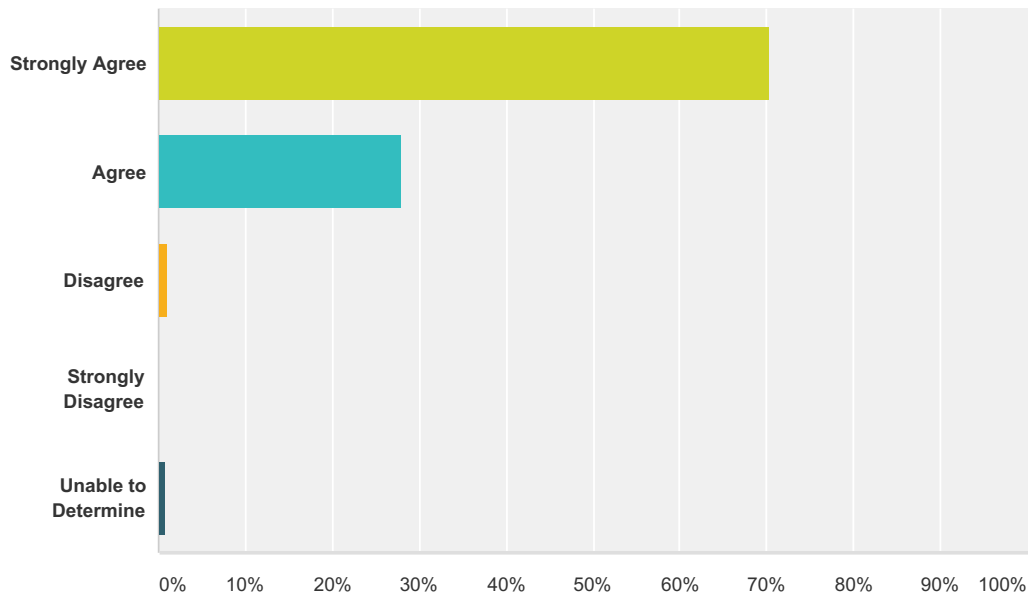
Answered: 396 Skipped: 1



Answer Choices	Responses
English/Literature	37.88% 150
College Prep	3.03% 12
Social Behavioral & Humanities	5.30% 21
Health Sciences	45.96% 182
Career/Technical	6.57% 26
Dual Enrollment	1.26% 5
Total	396

Q2 The purpose of the library instruction was clear.

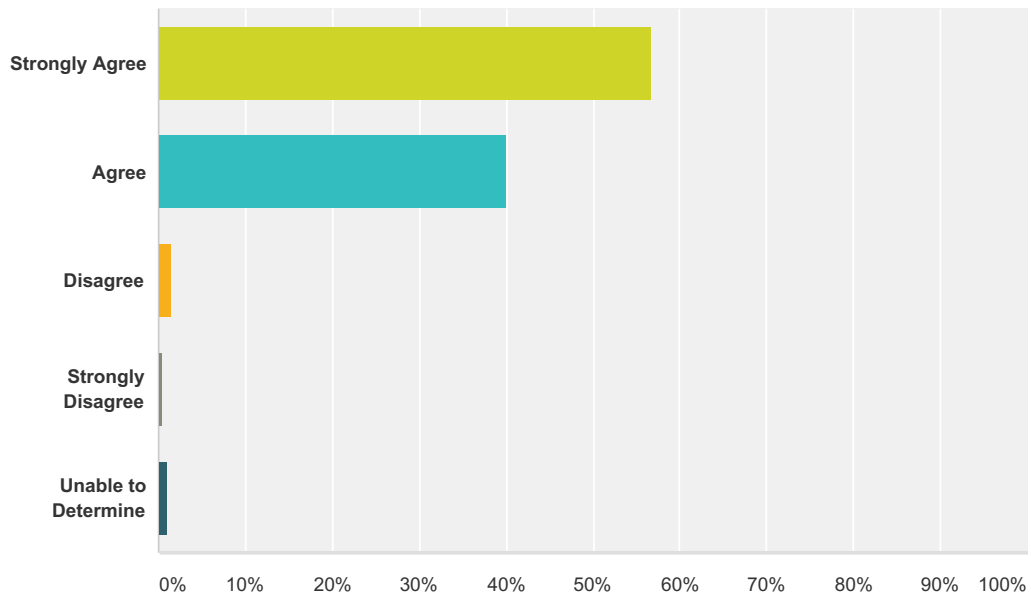
Answered: 397 Skipped: 0



Answer Choices	Responses	
Strongly Agree	70.28%	279
Agree	27.96%	111
Disagree	1.01%	4
Strongly Disagree	0.00%	0
Unable to Determine	0.76%	3
Total		397

Q3 I now feel more familiar with the library and the library webpage.

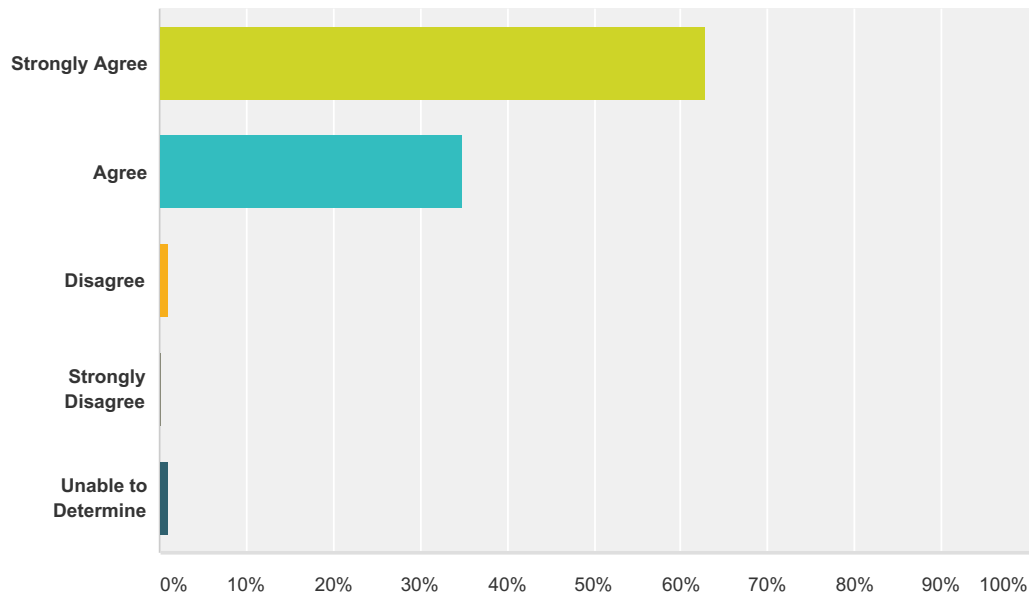
Answered: 396 Skipped: 1



Answer Choices	Responses
Strongly Agree	56.82% 225
Agree	40.15% 159
Disagree	1.52% 6
Strongly Disagree	0.51% 2
Unable to Determine	1.01% 4
Total	396

Q4 I learned something about using the online catalog during the session.

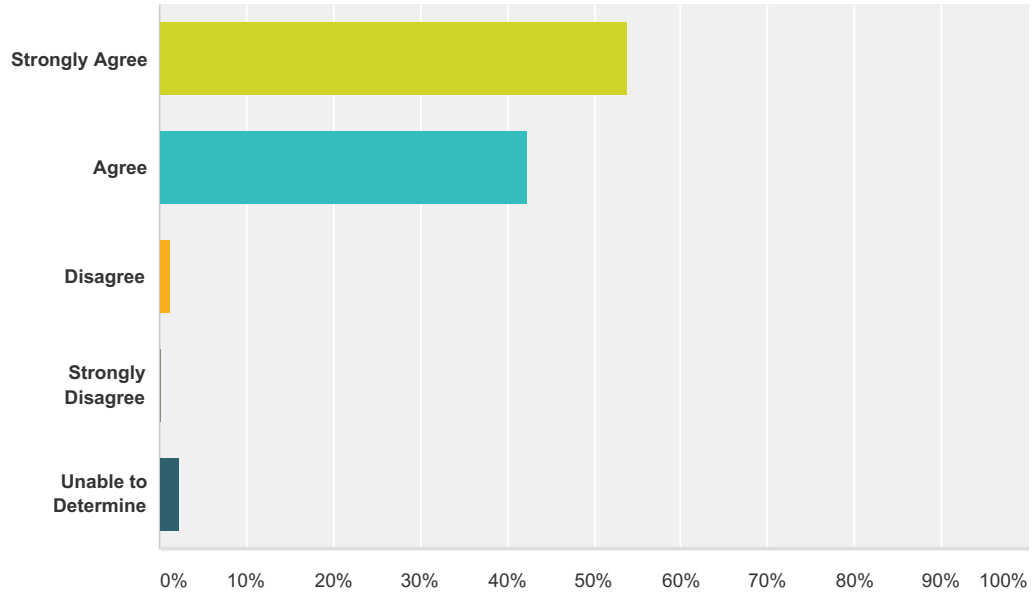
Answered: 388 Skipped: 9



Answer Choices	Responses
Strongly Agree	62.89% 244
Agree	34.79% 135
Disagree	1.03% 4
Strongly Disagree	0.26% 1
Unable to Determine	1.03% 4
Total	388

Q5 I now feel confident I can find and use the databases covered in the library session.

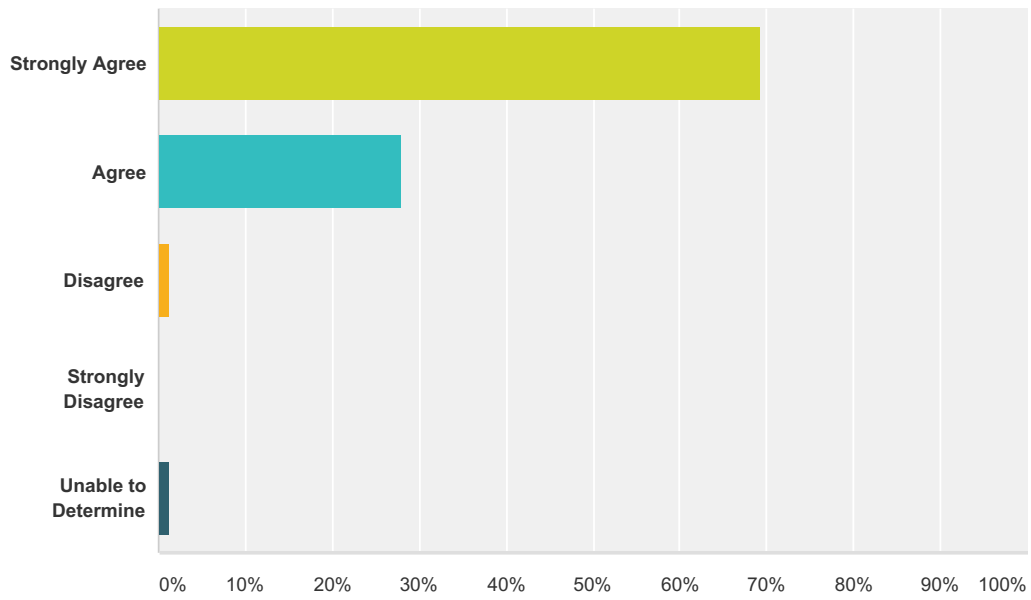
Answered: 392 Skipped: 5



Answer Choices	Responses	
Strongly Agree	53.83%	211
Agree	42.35%	166
Disagree	1.28%	5
Strongly Disagree	0.26%	1
Unable to Determine	2.30%	9
Total		392

Q6 The Librarian was knowledgeable and responsive to questions.

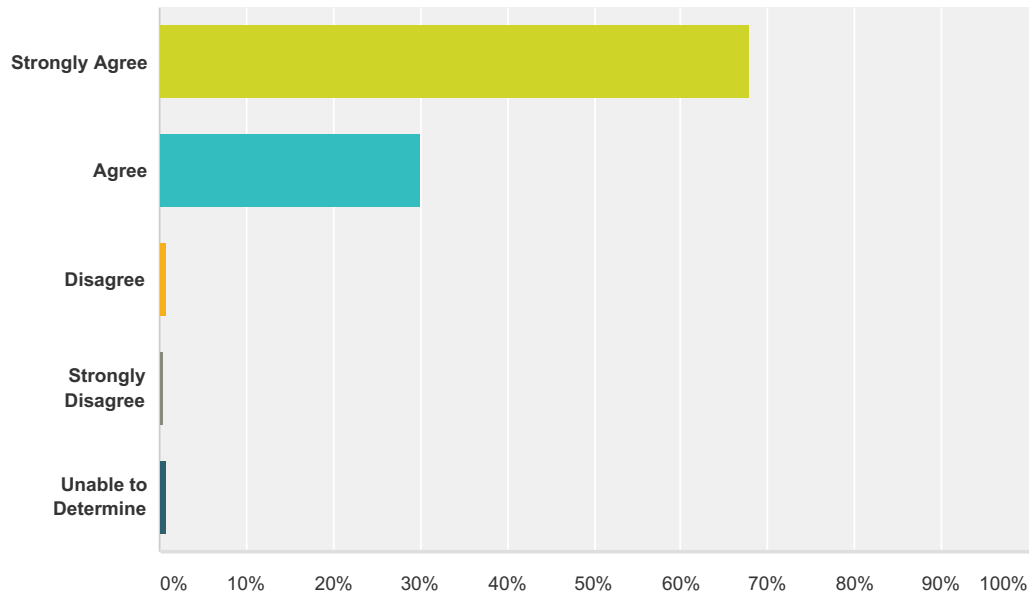
Answered: 392 Skipped: 5



Answer Choices	Responses	Count
Strongly Agree	69.39%	272
Agree	28.06%	110
Disagree	1.28%	5
Strongly Disagree	0.00%	0
Unable to Determine	1.28%	5
Total		392

Q7 The Librarian presented the subject matter in a clear, understandable, and organized manner.

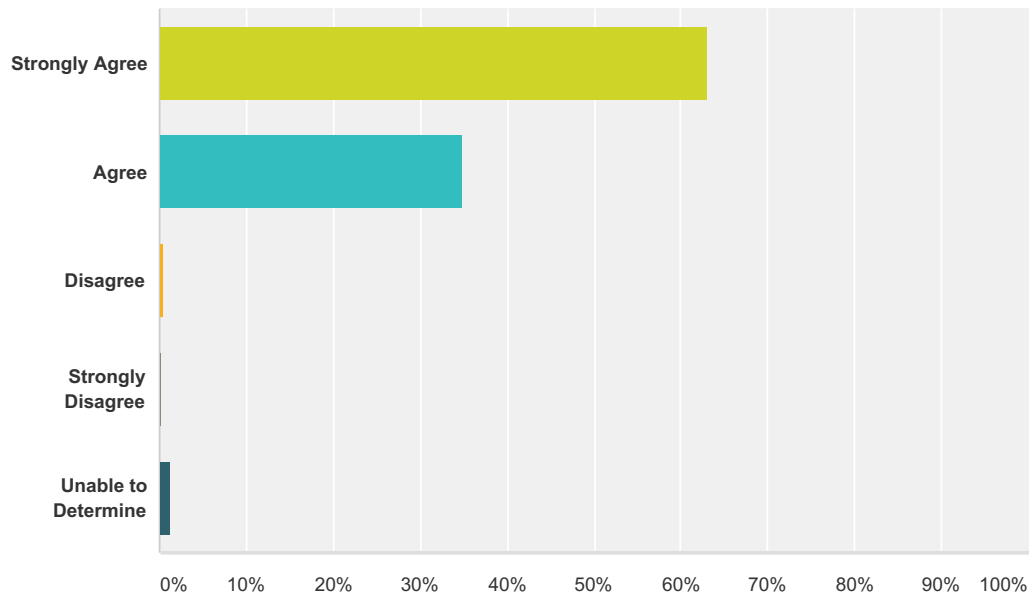
Answered: 390 Skipped: 7



Answer Choices	Responses	
Strongly Agree	67.95%	265
Agree	30.00%	117
Disagree	0.77%	3
Strongly Disagree	0.51%	2
Unable to Determine	0.77%	3
Total		390

Q8 The handouts/guides that were distributed were helpful.

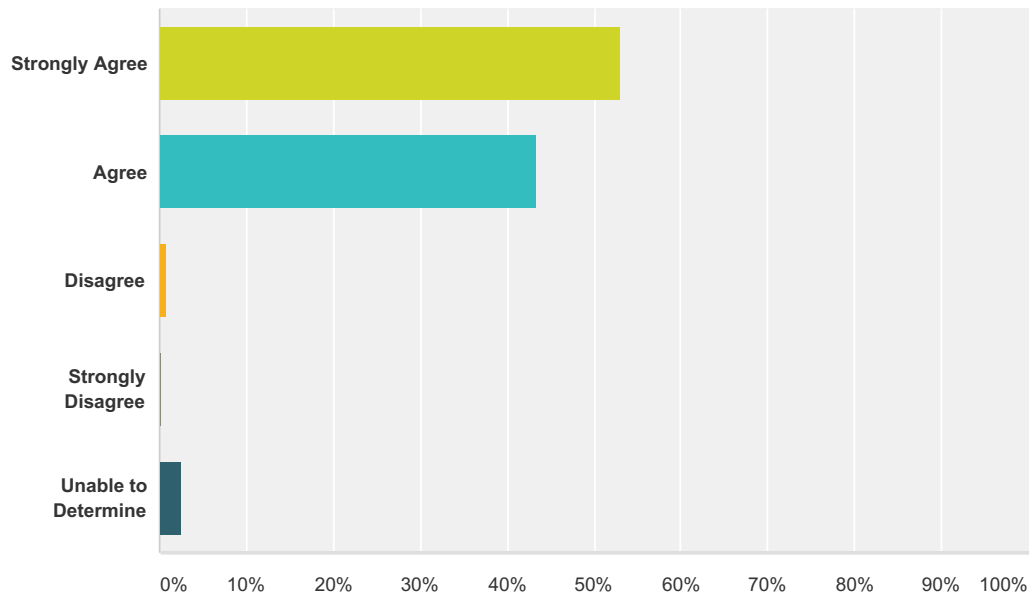
Answered: 393 Skipped: 4



Answer Choices	Responses	Count
Strongly Agree	63.10%	248
Agree	34.86%	137
Disagree	0.51%	2
Strongly Disagree	0.25%	1
Unable to Determine	1.27%	5
Total		393

Q9 The class met or exceeded my expectations.

Answered: 394 Skipped: 3



Answer Choices	Responses
Strongly Agree	53.05% 209
Agree	43.40% 171
Disagree	0.76% 3
Strongly Disagree	0.25% 1
Unable to Determine	2.54% 10
Total	394