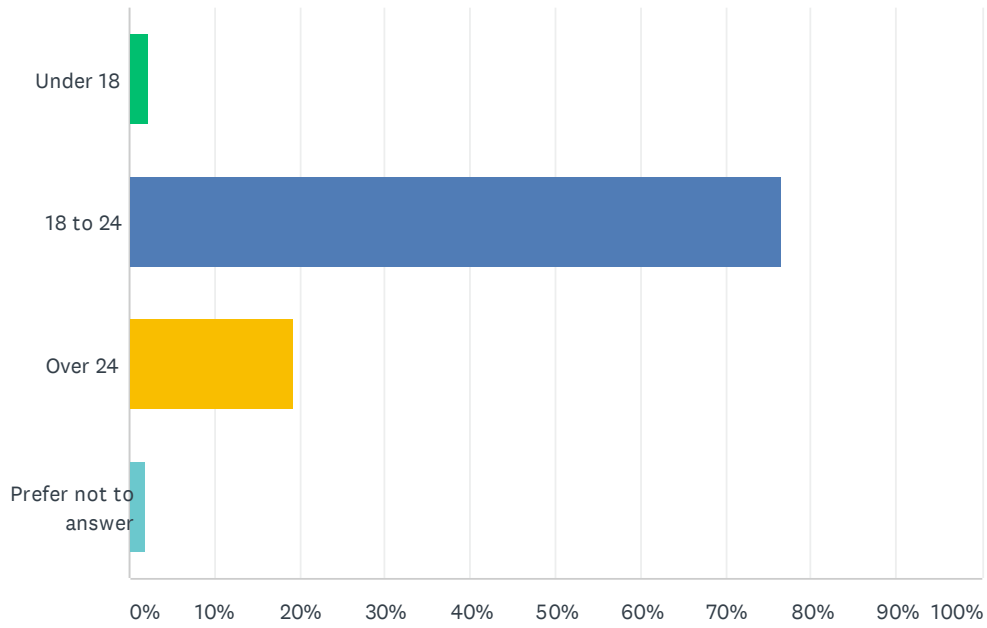


Q1 What is your age?

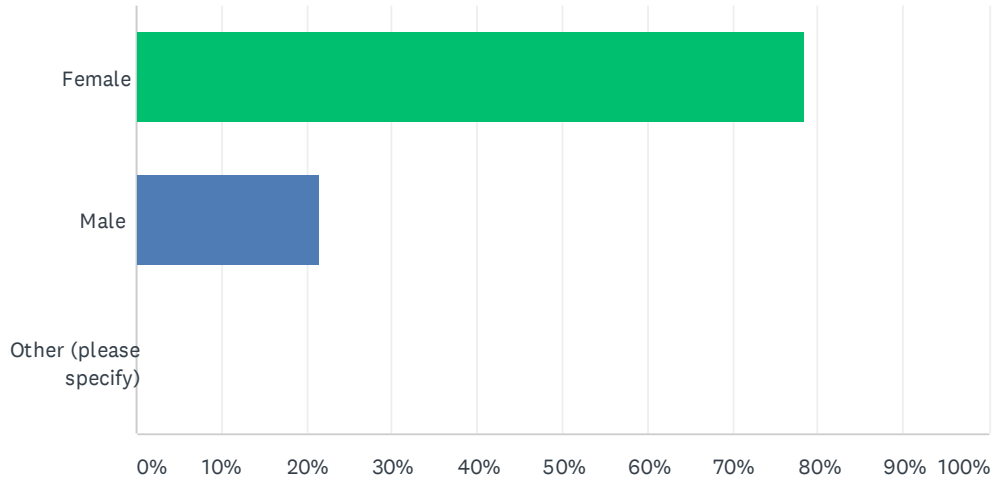
Answered: 167 Skipped: 0



ANSWER CHOICES	RESPONSES	
Under 18	2.40%	4
18 to 24	76.65%	128
Over 24	19.16%	32
Prefer not to answer	1.80%	3
TOTAL		167

Q2 What is your gender?

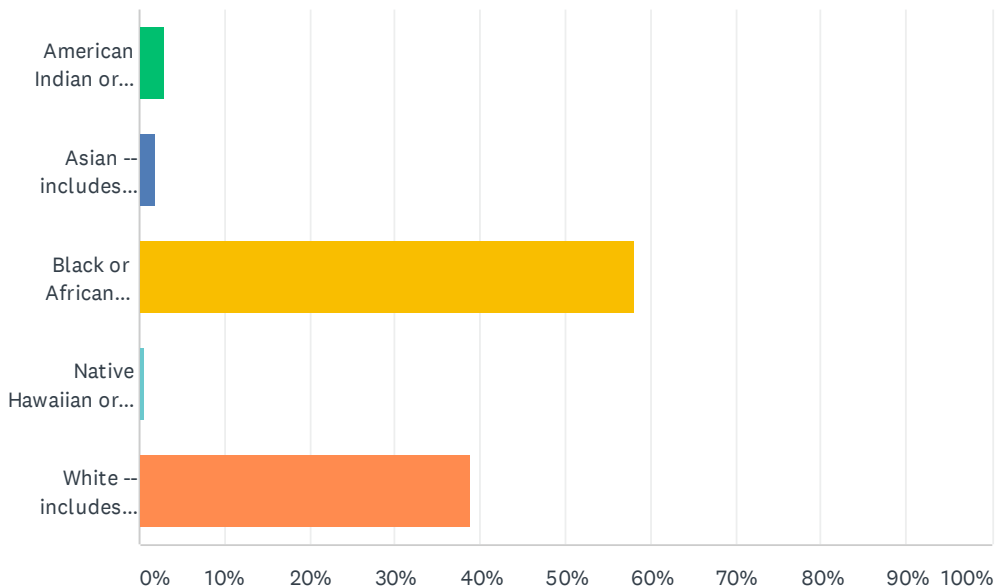
Answered: 167 Skipped: 0



ANSWER CHOICES	RESPONSES	
Female	78.44%	131
Male	21.56%	36
Other (please specify)	0.00%	0
TOTAL		167

Q3 What is your racial identity*? Select all that apply. *National Center for Education Statistics classifications

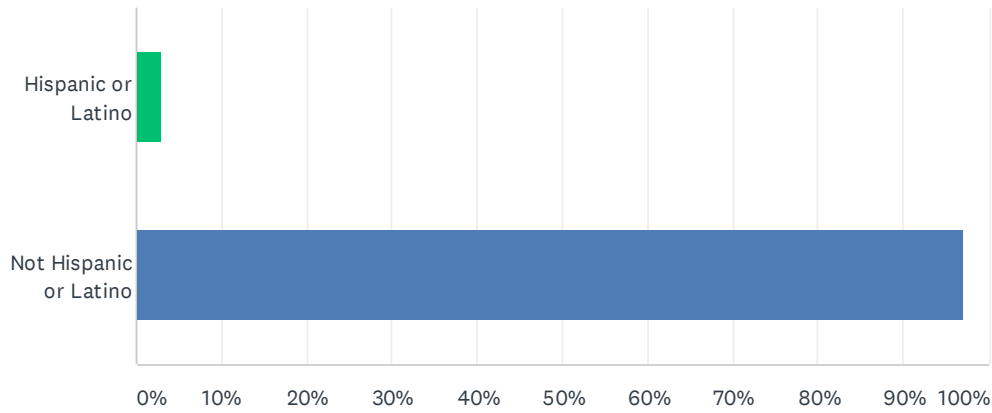
Answered: 167 Skipped: 0



ANSWER CHOICES	RESPONSES	
American Indian or Alaskan Native	2.99%	5
Asian -- includes origins in Far East, Southeast Asia, or Indian subcontinent	1.80%	3
Black or African American	58.08%	97
Native Hawaiian or Other Pacific Islander	0.60%	1
White -- includes origins in the Middle East, North Africa, or Southwest Asia	38.92%	65
Total Respondents: 167		

Q4 What is your ethnicity*?*NCES classification

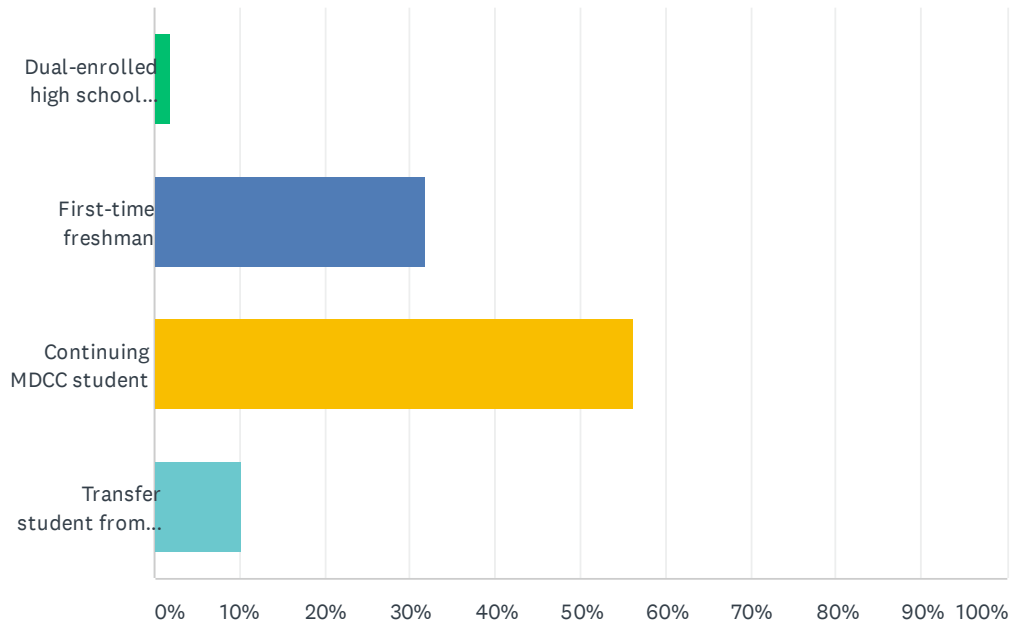
Answered: 167 Skipped: 0



ANSWER CHOICES	RESPONSES
Hispanic or Latino	2.99% 5
Not Hispanic or Latino	97.01% 162
TOTAL	167

Q5 What type of student are you?

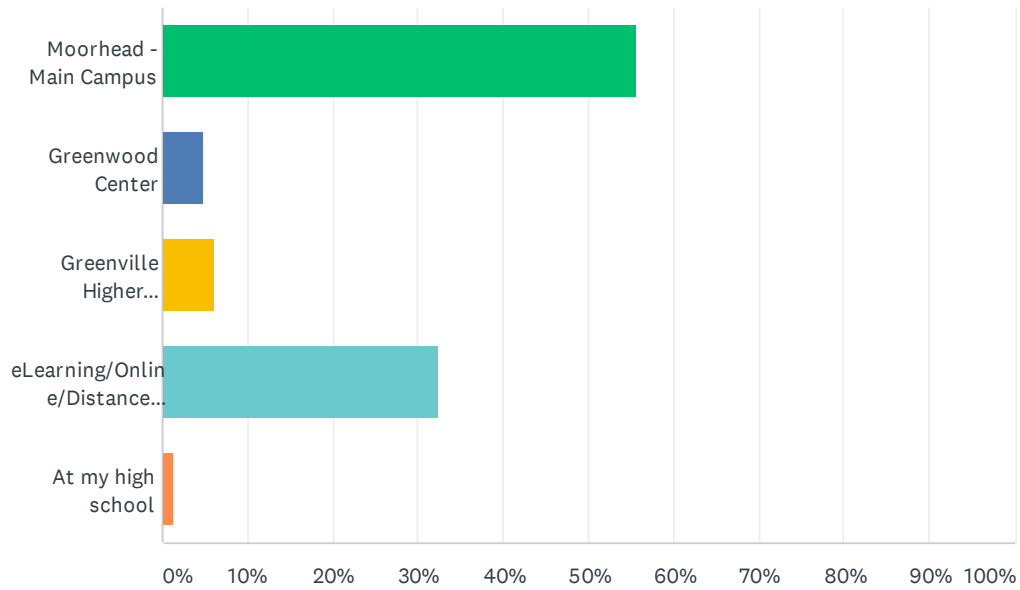
Answered: 167 Skipped: 0



ANSWER CHOICES	RESPONSES	
Dual-enrolled high school student	1.80%	3
First-time freshman	31.74%	53
Continuing MDCC student	56.29%	94
Transfer student from another institution	10.18%	17
TOTAL		167

Q6 Where/how do you take the majority of your courses?

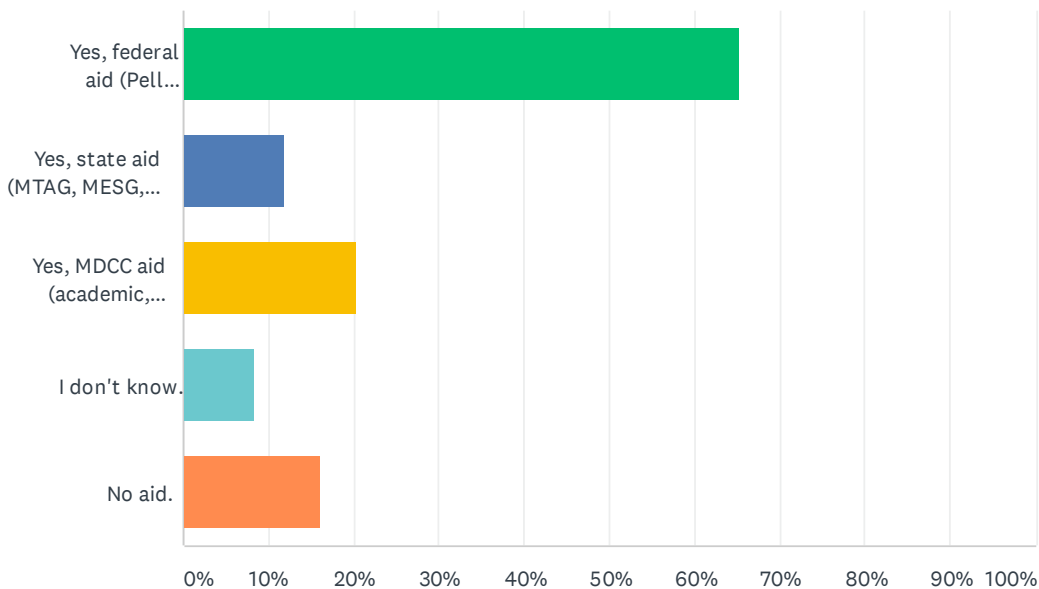
Answered: 167 Skipped: 0



ANSWER CHOICES	RESPONSES	
Moorhead - Main Campus	55.69%	93
Greenwood Center	4.79%	8
Greenville Higher Education Center	5.99%	10
eLearning/Online/Distance Education	32.34%	54
At my high school	1.20%	2
TOTAL		167

Q7 Do you receive financial aid? Select all that apply.

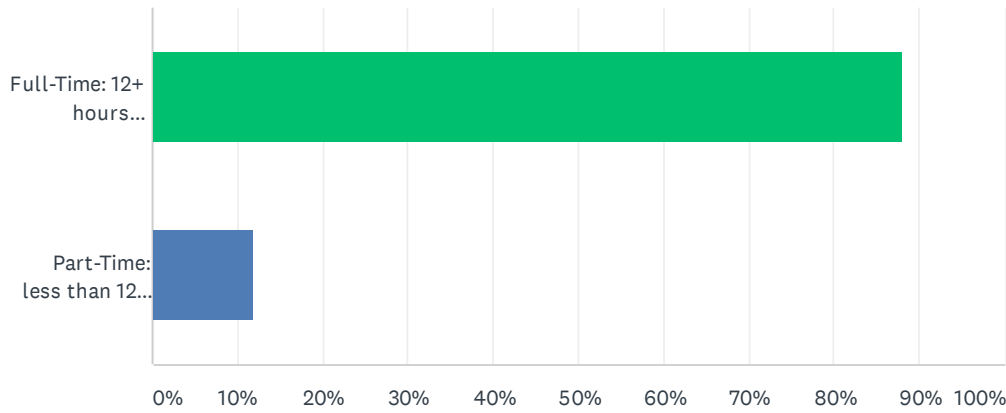
Answered: 167 Skipped: 0



ANSWER CHOICES	RESPONSES	
Yes, federal aid (Pell Grant, or FSEOG).	65.27%	109
Yes, state aid (MTAG, MESHG, or HELP).	11.98%	20
Yes, MDCC aid (academic, activity, athletic, or foundation scholarship).	20.36%	34
I don't know.	8.38%	14
No aid.	16.17%	27
Total Respondents: 167		

Q8 Are you enrolled full-time or part-time?

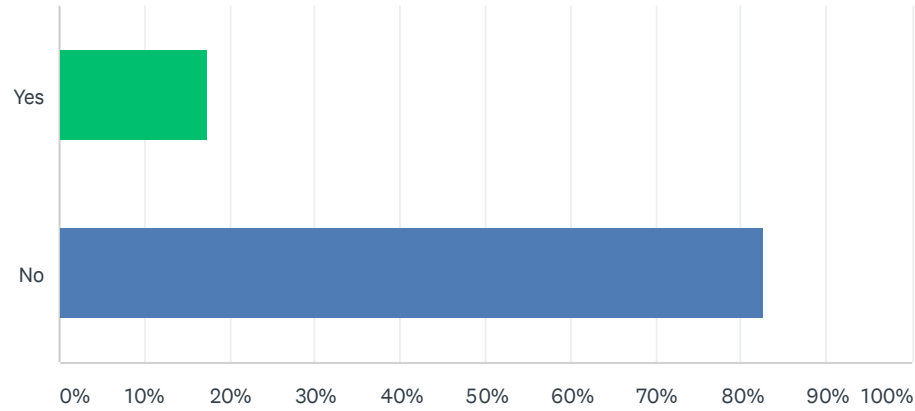
Answered: 167 Skipped: 0



ANSWER CHOICES	RESPONSES	
Full-Time: 12+ hours (typically 4 or more classes)	88.02%	147
Part-Time: less than 12 hours (typically 1-3 classes)	11.98%	20
TOTAL		167

Q9 Do you live on campus in a residence hall?

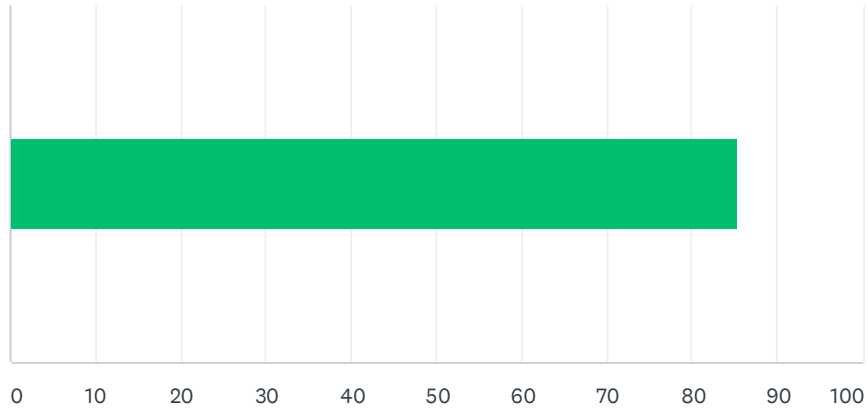
Answered: 167 Skipped: 0



ANSWER CHOICES	RESPONSES	
Yes	17.37%	29
No	82.63%	138
TOTAL		167

Q10 My instructors know their material.

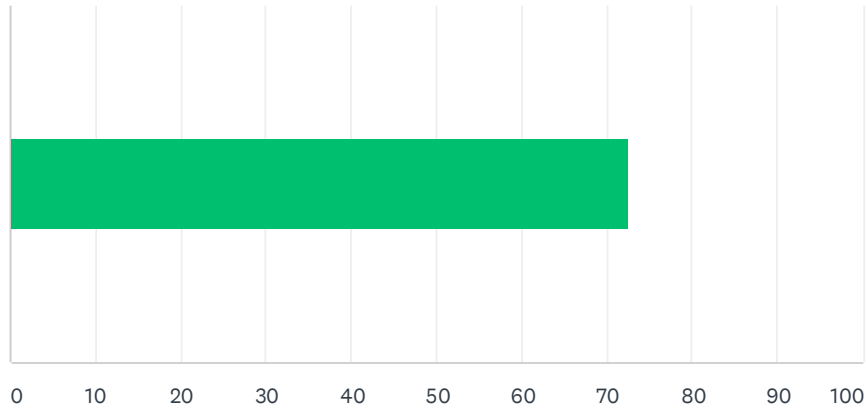
Answered: 162 Skipped: 5



ANSWER CHOICES	AVERAGE NUMBER	TOTAL NUMBER	RESPONSES
	85	13,832	162
Total Respondents: 162			

Q11 I can understand what is taught in my classes.

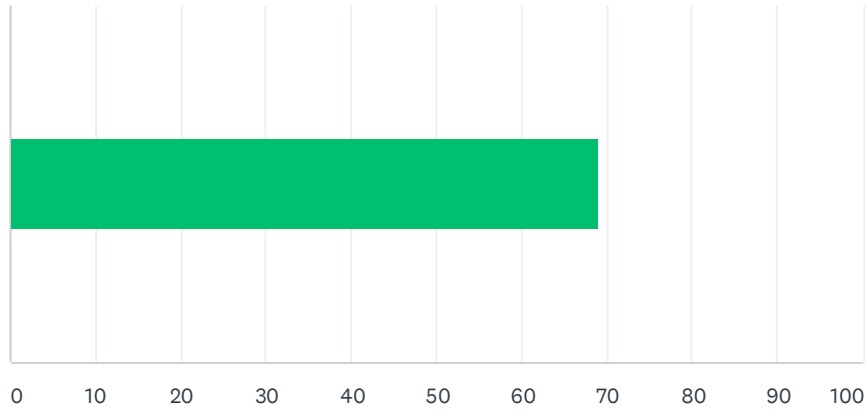
Answered: 162 Skipped: 5



ANSWER CHOICES	AVERAGE NUMBER	TOTAL NUMBER	RESPONSES
	73	11,746	162
Total Respondents: 162			

Q12 I have enough time to properly study for my classes.

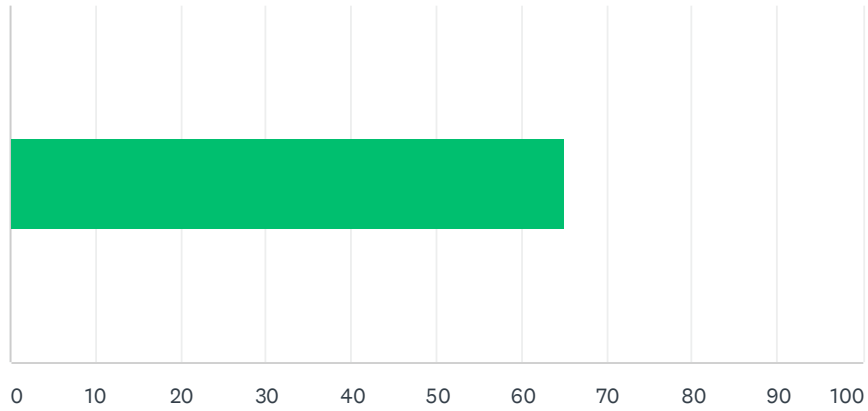
Answered: 162 Skipped: 5



ANSWER CHOICES	AVERAGE NUMBER	TOTAL NUMBER	RESPONSES
	69	11,195	162
Total Respondents: 162			

Q13 My math skills are strong.

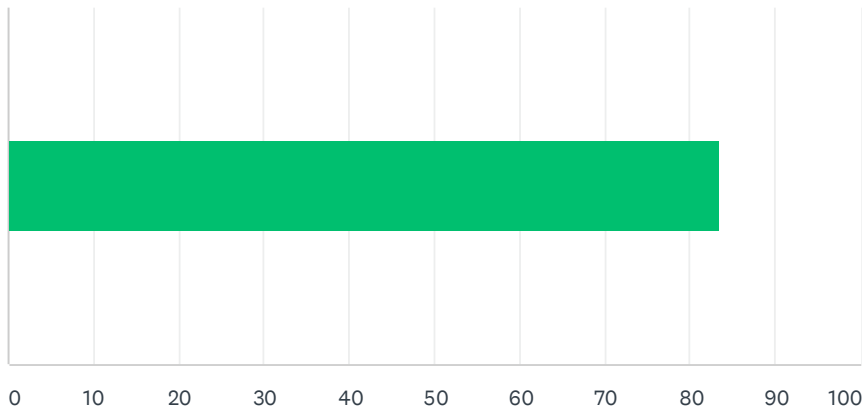
Answered: 162 Skipped: 5



ANSWER CHOICES	AVERAGE NUMBER	TOTAL NUMBER	RESPONSES
	65	10,539	162
Total Respondents: 162			

Q14 I am motivated to do my best in class.

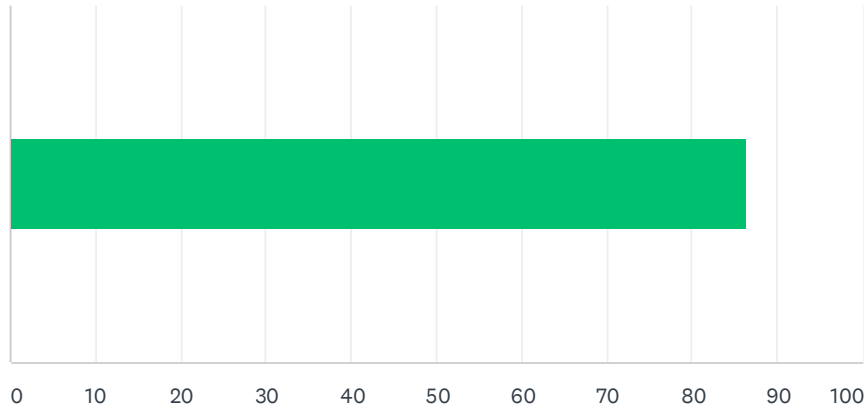
Answered: 162 Skipped: 5



ANSWER CHOICES	AVERAGE NUMBER	TOTAL NUMBER	RESPONSES
	84	13,538	162
Total Respondents: 162			

Q15 These classes are necessary for my plans.

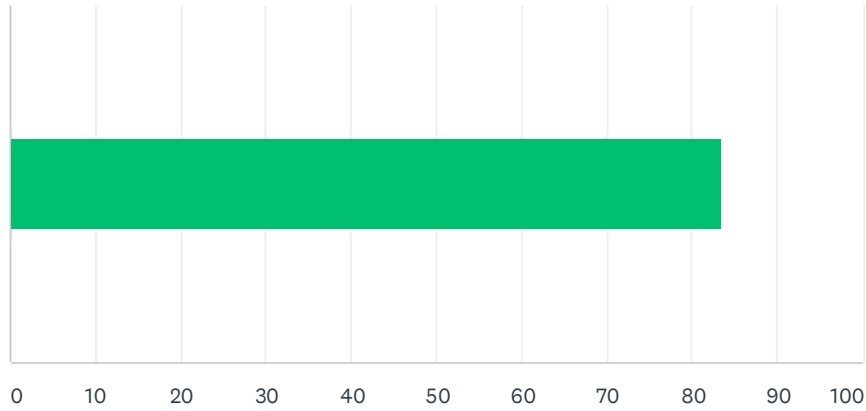
Answered: 162 Skipped: 5



ANSWER CHOICES	AVERAGE NUMBER	TOTAL NUMBER	RESPONSES
	86	14,006	162
Total Respondents: 162			

Q16 My reading and writing skills are strong.

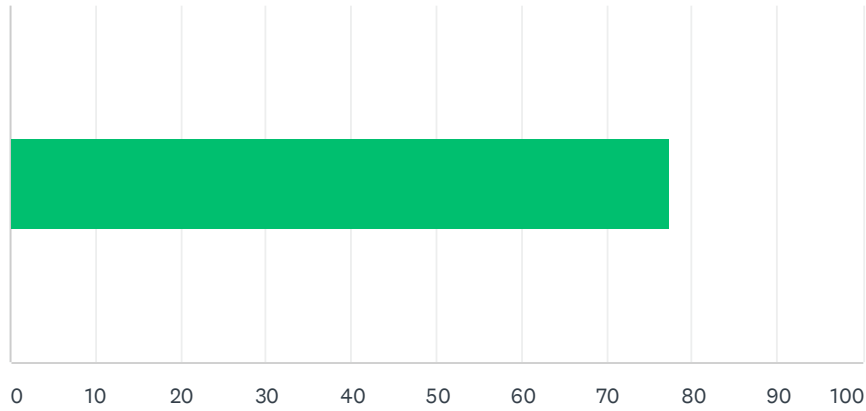
Answered: 162 Skipped: 5



ANSWER CHOICES	AVERAGE NUMBER	TOTAL NUMBER	RESPONSES
	83	13,516	162
Total Respondents: 162			

Q17 My instructors work hard to help me learn.

Answered: 162 Skipped: 5



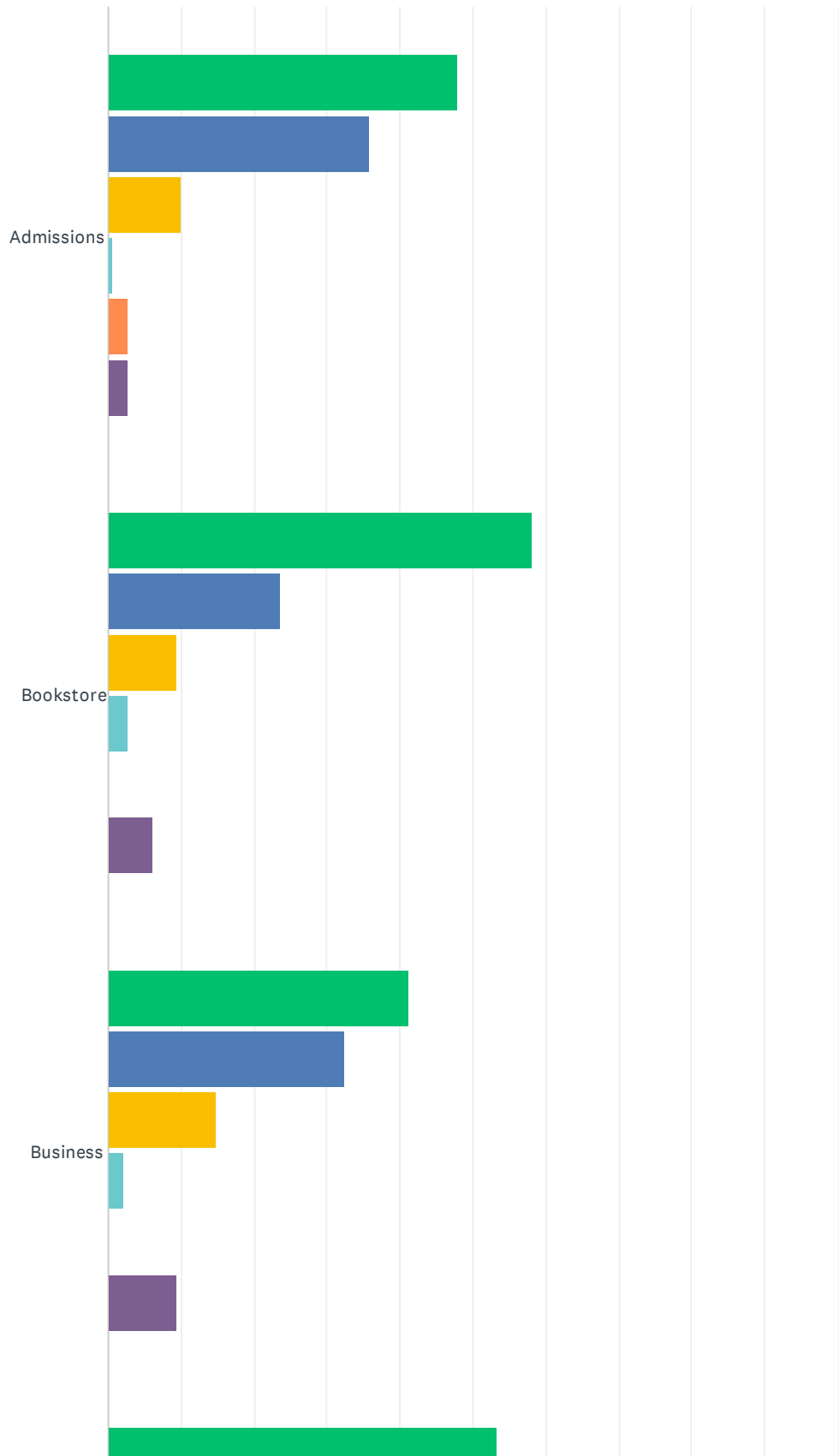
ANSWER CHOICES	AVERAGE NUMBER	TOTAL NUMBER	RESPONSES
	77	12,528	162
Total Respondents: 162			

Q18 Please feel free to tell us more about your educational experiences.

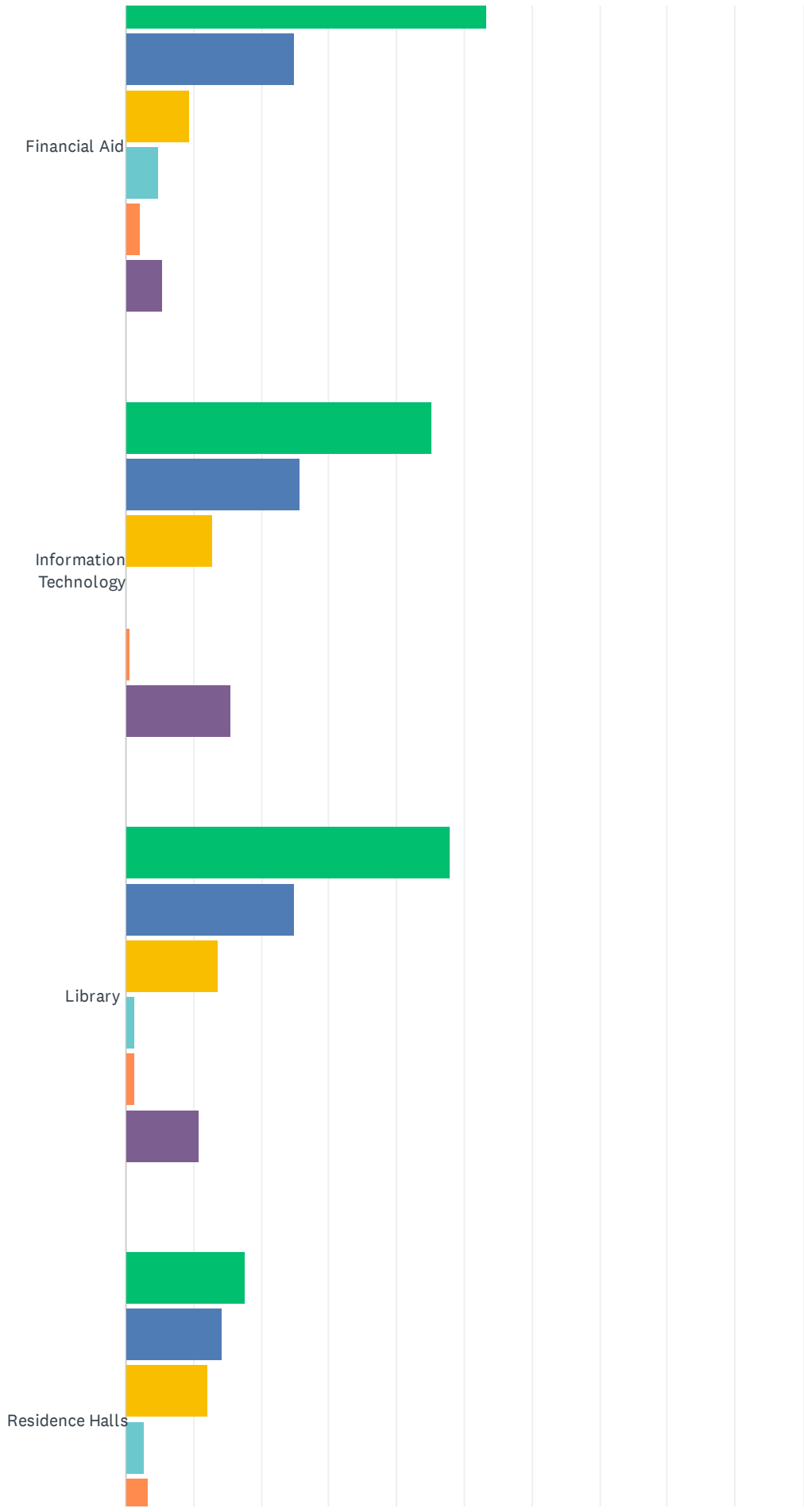
Answered: 46 Skipped: 121

Q19 How satisfied are you with people and services in these areas?

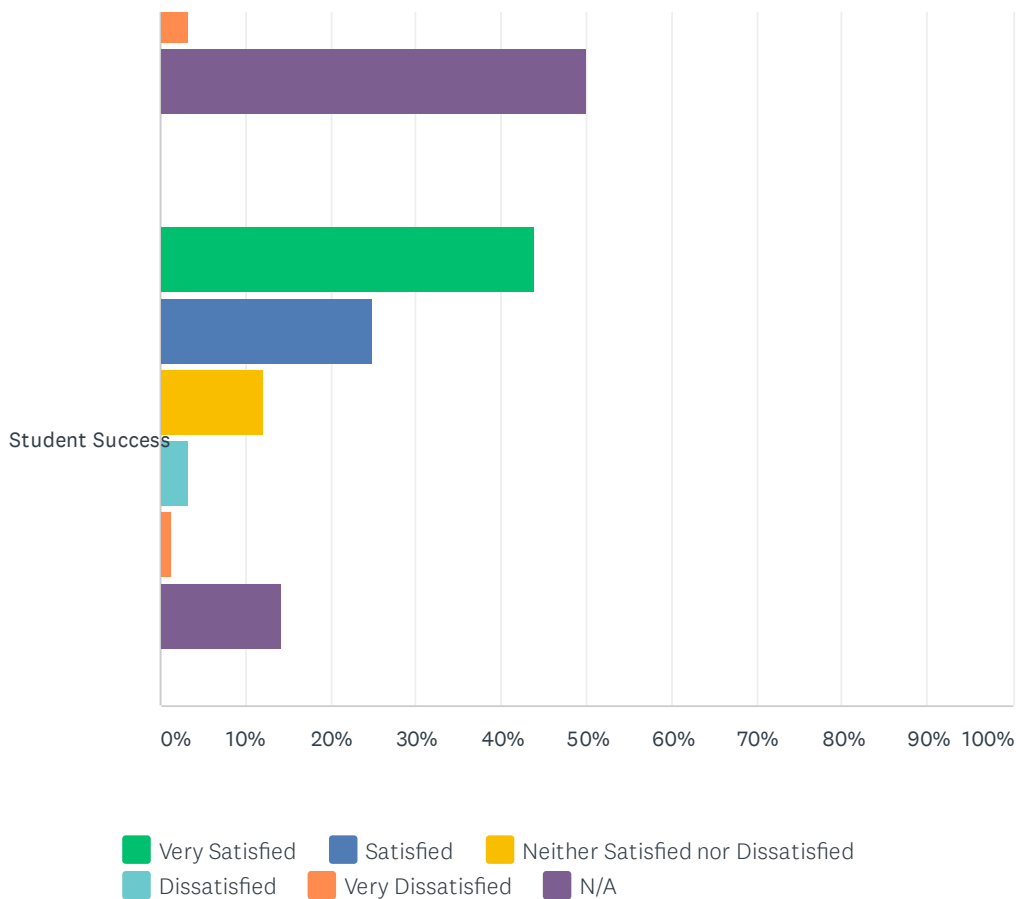
Answered: 148 Skipped: 19



MDCC Student Opinion Survey



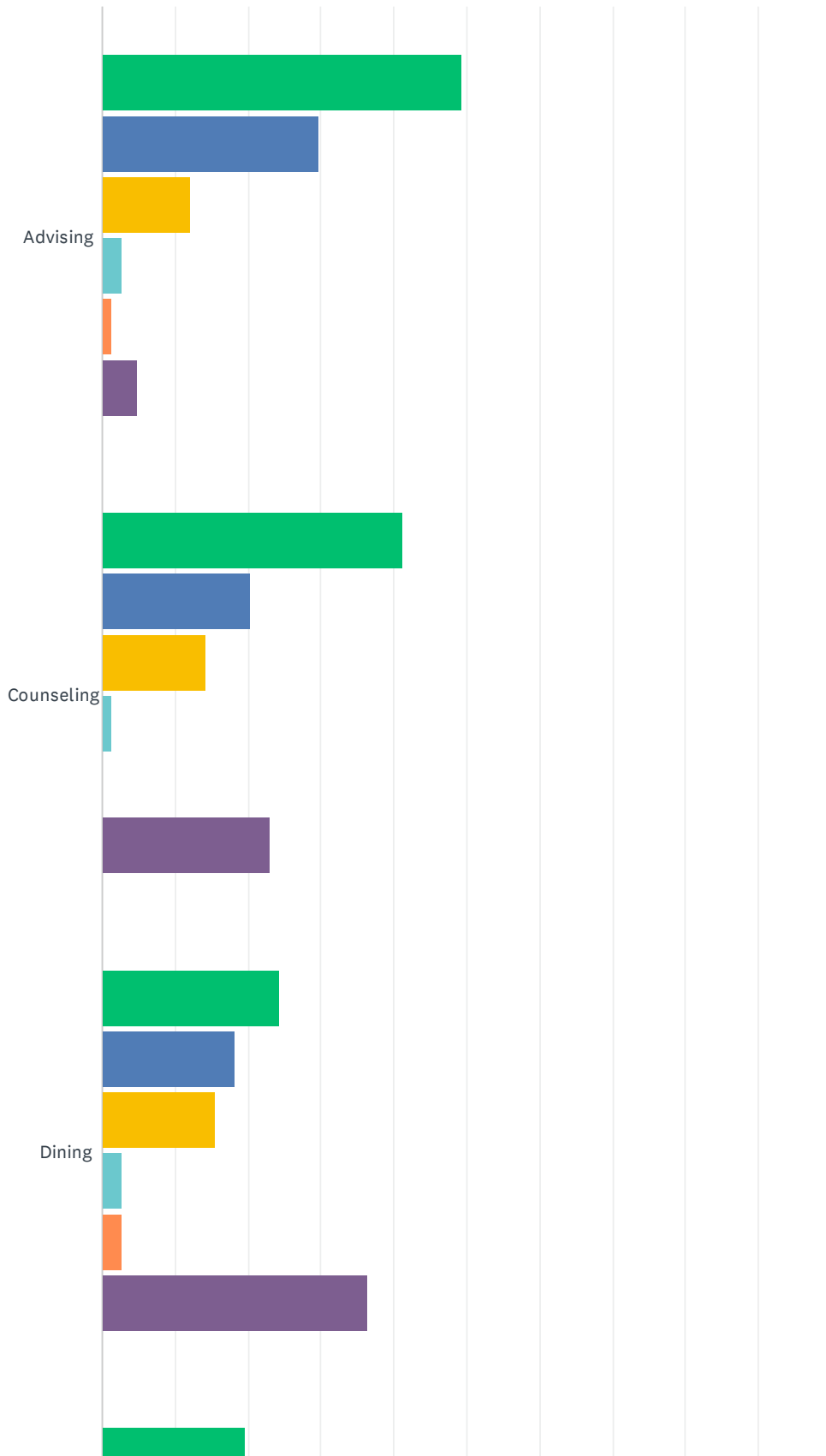
MDCC Student Opinion Survey



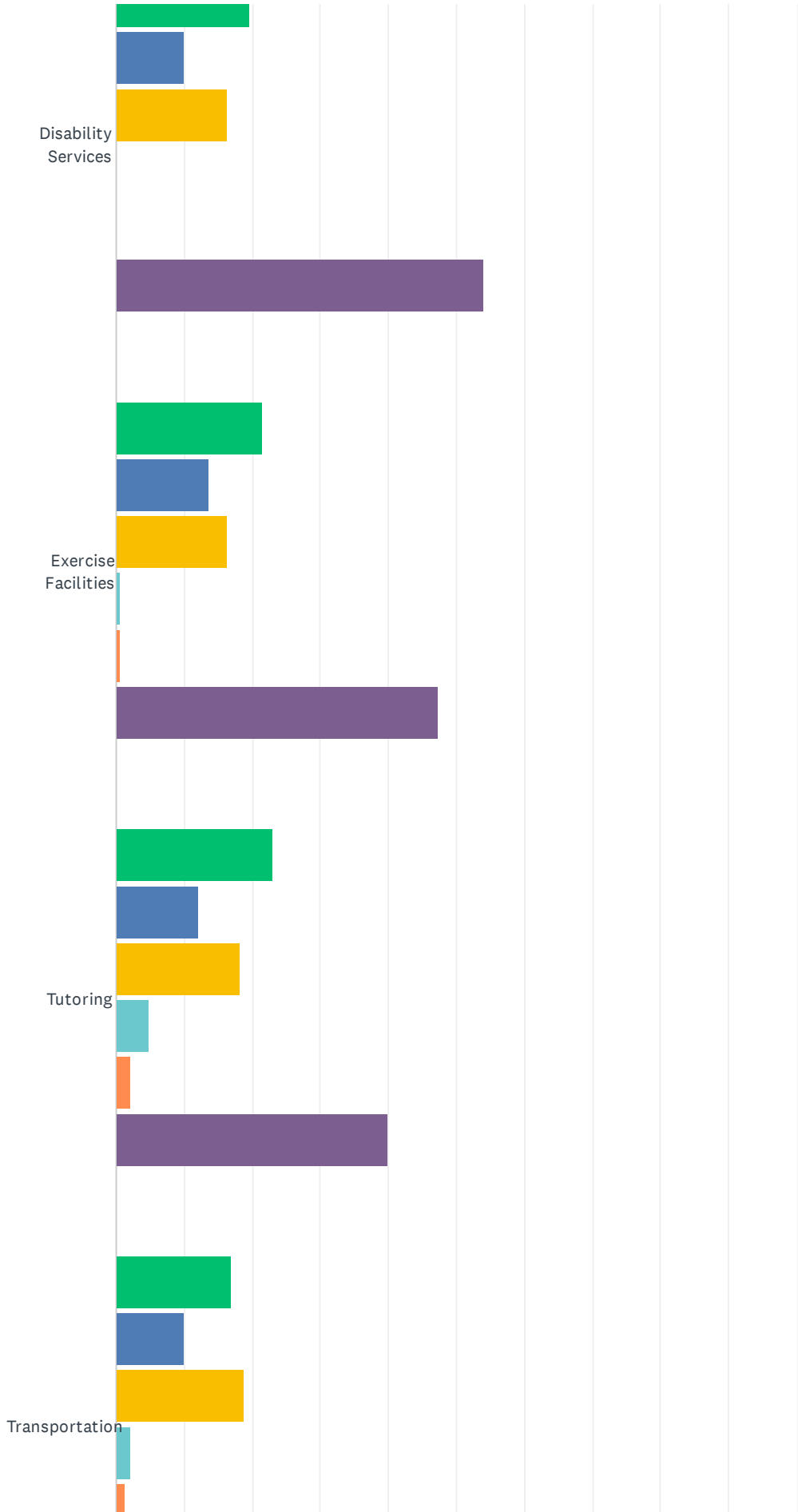
	VERY SATISFIED	SATISFIED	NEITHER SATISFIED NOR DISSATISFIED	DISSATISFIED	VERY DISSATISFIED	N/A	TOTAL	WEIGHTED AVERAGE
Admissions	47.97% 71	35.81% 53	10.14% 15	0.68% 1	2.70% 4	2.70% 4	148	4.29
Bookstore	58.11% 86	23.65% 35	9.46% 14	2.70% 4	0.00% 0	6.08% 9	148	4.46
Business	41.22% 61	32.43% 48	14.86% 22	2.03% 3	0.00% 0	9.46% 14	148	4.25
Financial Aid	53.38% 79	25.00% 37	9.46% 14	4.73% 7	2.03% 3	5.41% 8	148	4.30
Information Technology	45.27% 67	25.68% 38	12.84% 19	0.00% 0	0.68% 1	15.54% 23	148	4.36
Library	47.97% 71	25.00% 37	13.51% 20	1.35% 2	1.35% 2	10.81% 16	148	4.31
Residence Halls	17.57% 26	14.19% 21	12.16% 18	2.70% 4	3.38% 5	50.00% 74	148	3.80
Student Success	43.92% 65	25.00% 37	12.16% 18	3.38% 5	1.35% 2	14.19% 21	148	4.24

Q20 How satisfied are you with these resources and their staff?

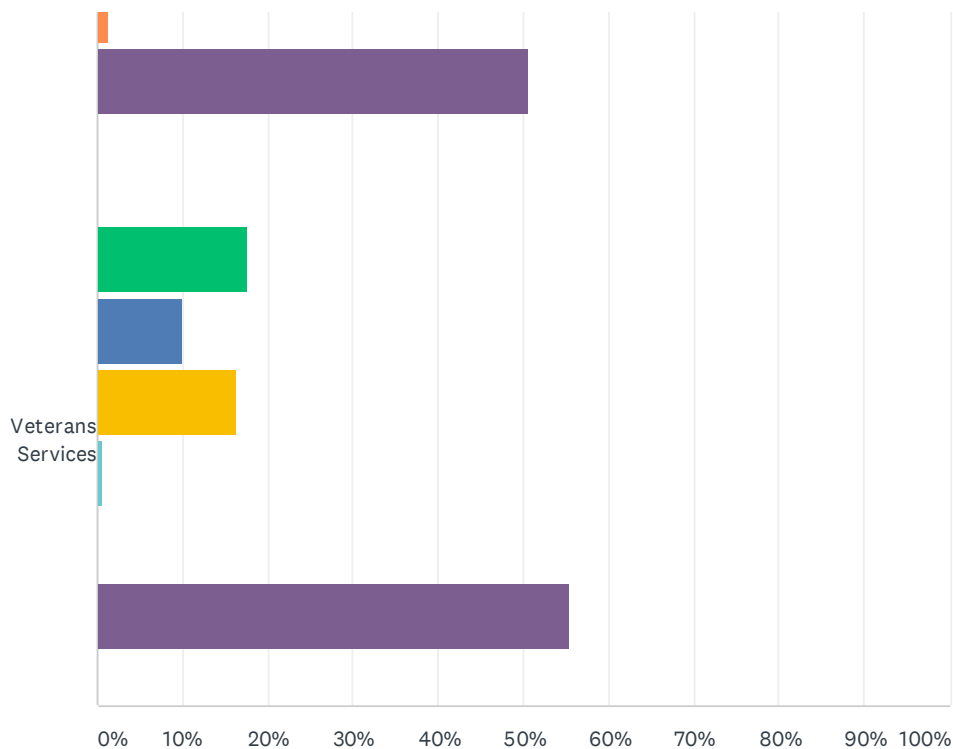
Answered: 148 Skipped: 19



MDCC Student Opinion Survey



MDCC Student Opinion Survey

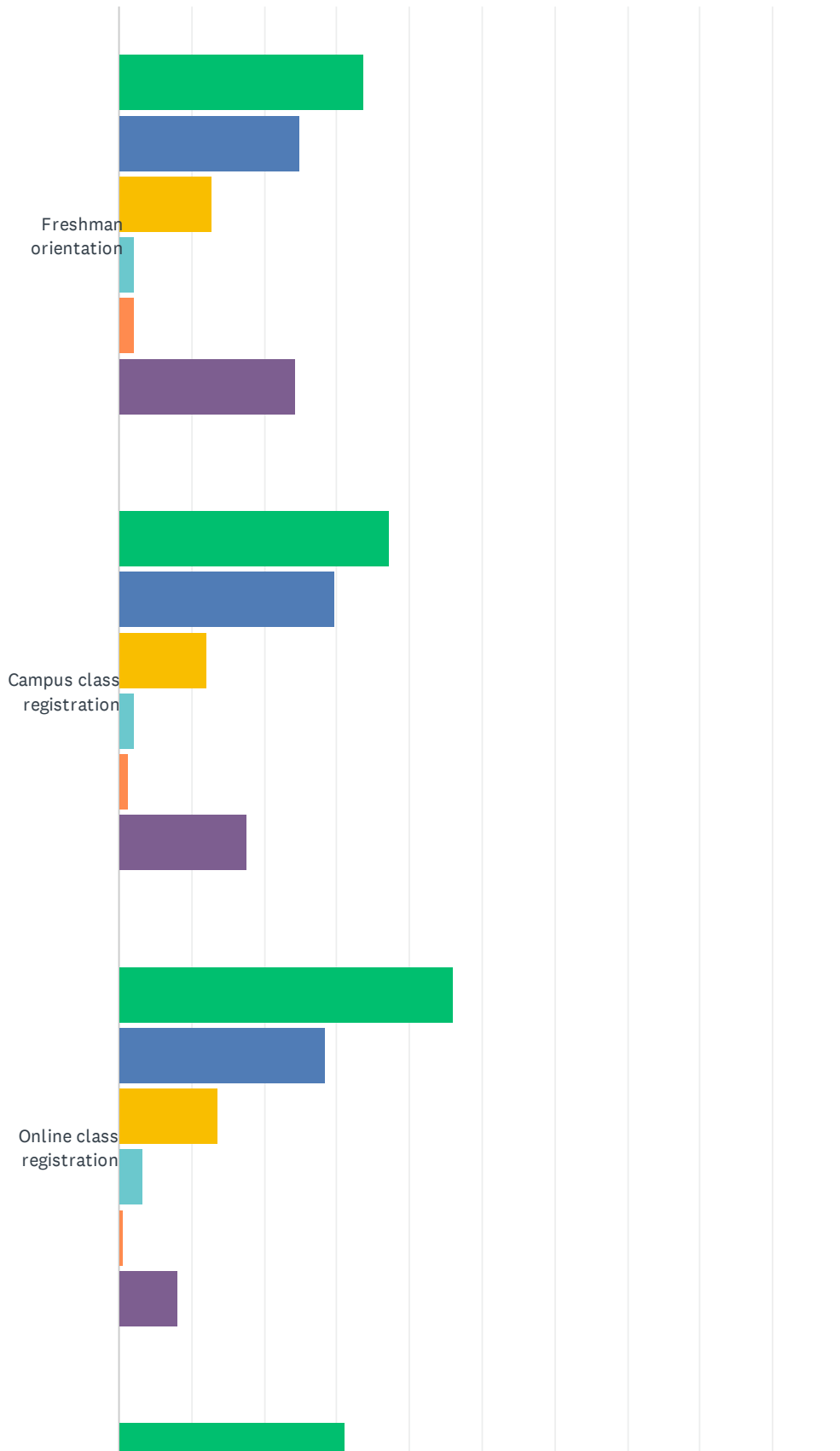


■ Very Satisfied
 ■ Satisfied
 ■ Neither Satisfied nor Dissatisfied
■ Dissatisfied
 ■ Very Dissatisfied
 ■ N/A

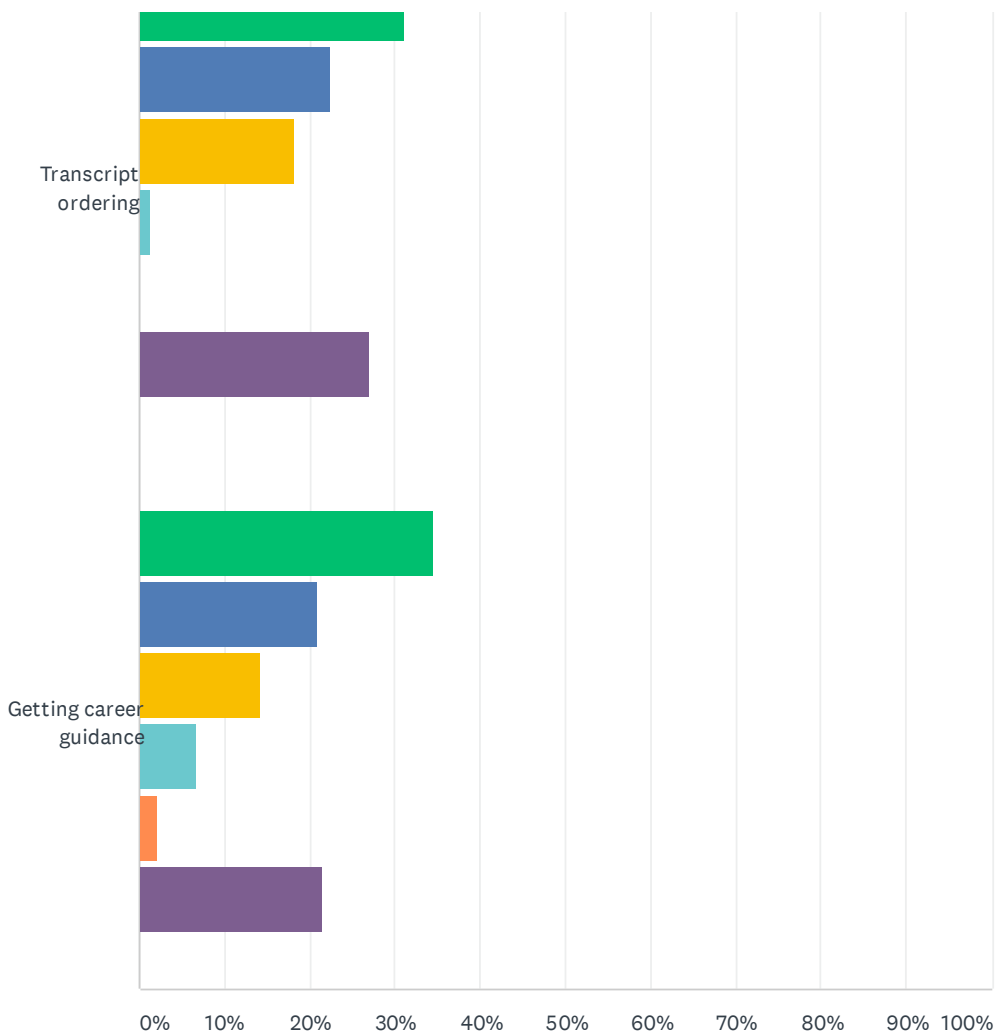
	VERY SATISFIED	SATISFIED	NEITHER SATISFIED NOR DISSATISFIED	DISSATISFIED	VERY DISSATISFIED	N/A	TOTAL	WEIGHTED AVERAGE
Advising	49.32% 73	29.73% 44	12.16% 18	2.70% 4	1.35% 2	4.73% 7	148	4.29
Counseling	41.22% 61	20.27% 30	14.19% 21	1.35% 2	0.00% 0	22.97% 34	148	4.32
Dining	24.32% 36	18.24% 27	15.54% 23	2.70% 4	2.70% 4	36.49% 54	148	3.93
Disability Services	19.59% 29	10.14% 15	16.22% 24	0.00% 0	0.00% 0	54.05% 80	148	4.07
Exercise Facilities	21.62% 32	13.51% 20	16.22% 24	0.68% 1	0.68% 1	47.30% 70	148	4.04
Tutoring	22.97% 34	12.16% 18	18.24% 27	4.73% 7	2.03% 3	39.86% 59	148	3.82
Transportation	16.89% 25	10.14% 15	18.92% 28	2.03% 3	1.35% 2	50.68% 75	148	3.79
Veterans Services	17.57% 26	10.14% 15	16.22% 24	0.68% 1	0.00% 0	55.41% 82	148	4.00

Q21 How satisfied are you with these processes?

Answered: 148 Skipped: 19



MDCC Student Opinion Survey

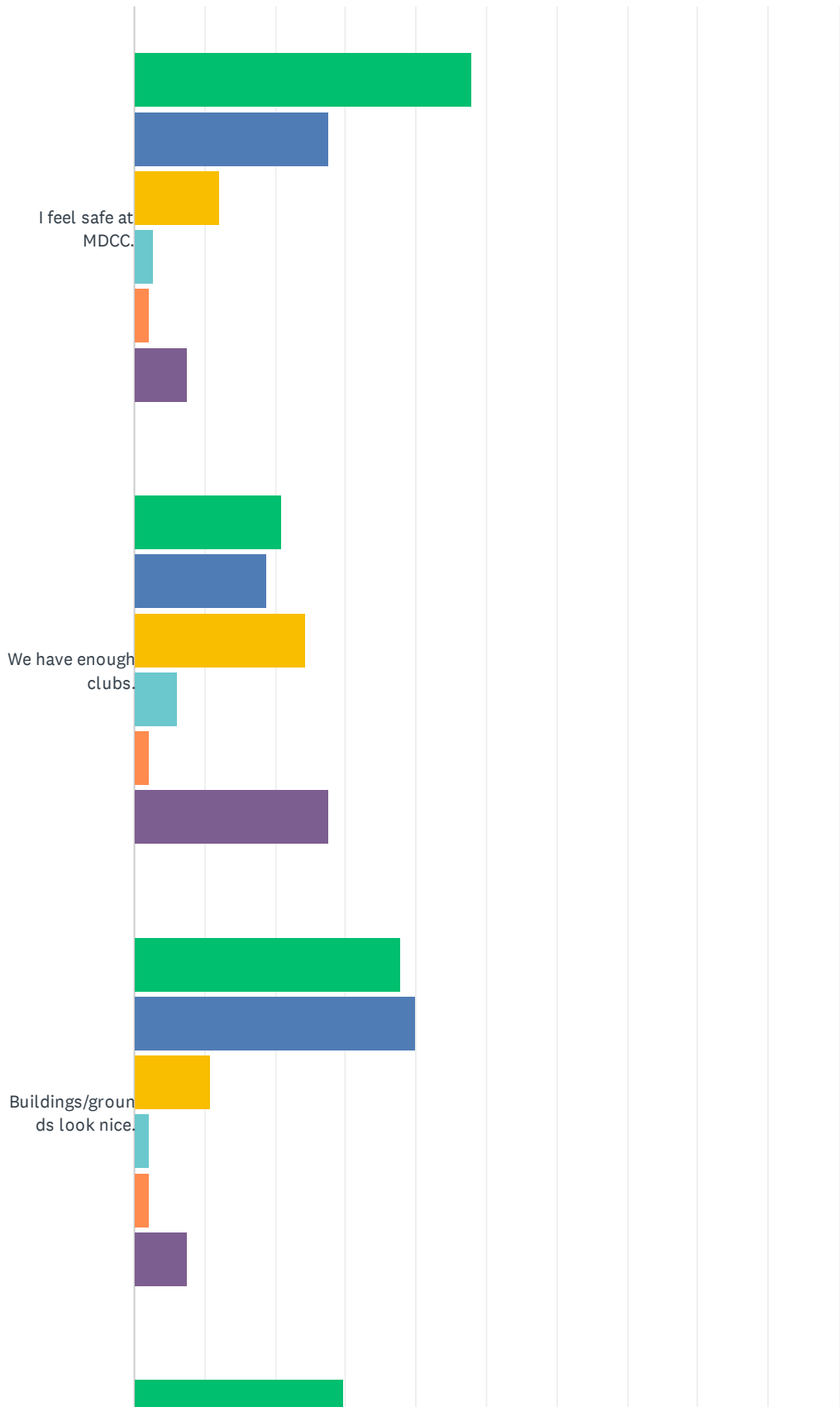


■ Very Satisfied
 ■ Satisfied
 ■ Neither Satisfied nor Dissatisfied
■ Dissatisfied
 ■ Very Dissatisfied
 ■ N/A

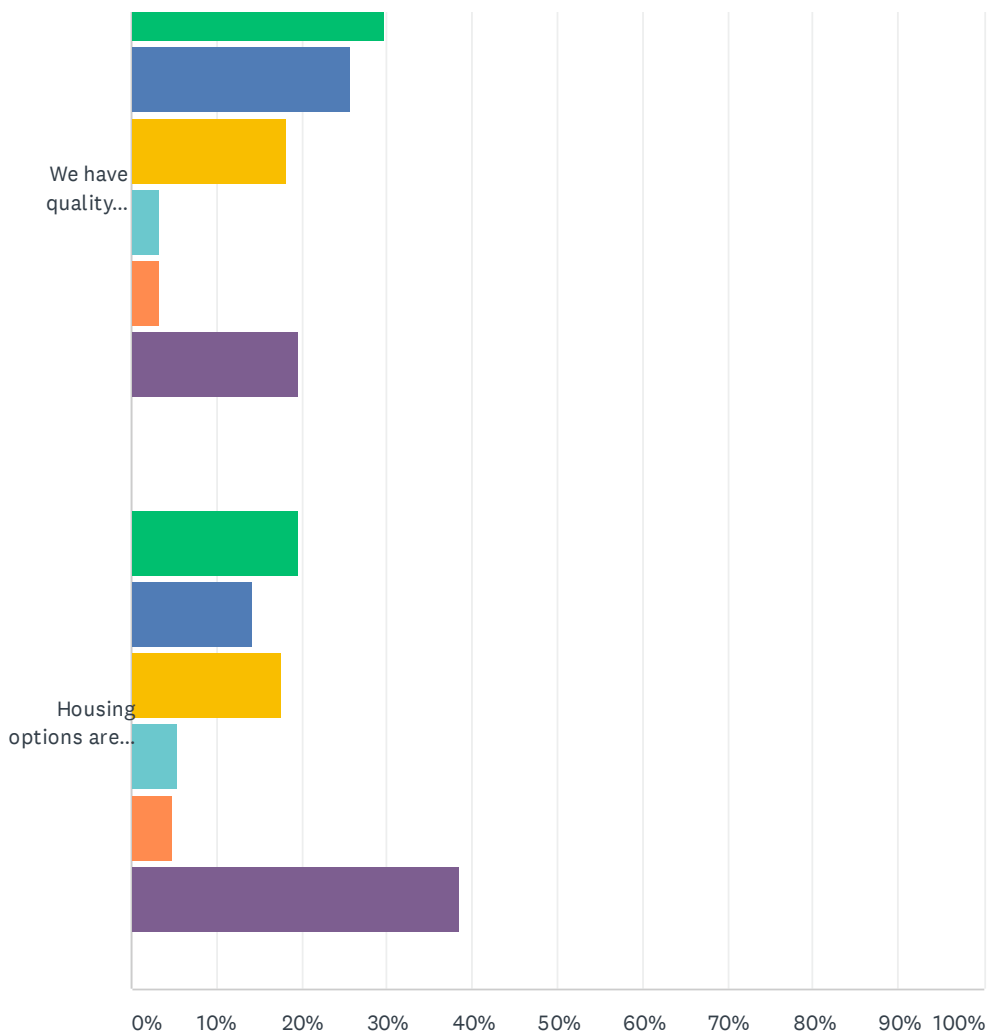
	VERY SATISFIED	SATISFIED	NEITHER SATISFIED NOR DISSATISFIED	DISSATISFIED	VERY DISSATISFIED	N/A	TOTAL	WEIGHTED AVERAGE
Freshman orientation	33.78% 50	25.00% 37	12.84% 19	2.03% 3	2.03% 3	24.32% 36	148	4.14
Campus class registration	37.16% 55	29.73% 44	12.16% 18	2.03% 3	1.35% 2	17.57% 26	148	4.20
Online class registration	45.95% 68	28.38% 42	13.51% 20	3.38% 5	0.68% 1	8.11% 12	148	4.26
Transcript ordering	31.08% 46	22.30% 33	18.24% 27	1.35% 2	0.00% 0	27.03% 40	148	4.14
Getting career guidance	34.46% 51	20.95% 31	14.19% 21	6.76% 10	2.03% 3	21.62% 32	148	4.01

Q22 To what level do you agree with these statements about campus?

Answered: 148 Skipped: 19



MDCC Student Opinion Survey

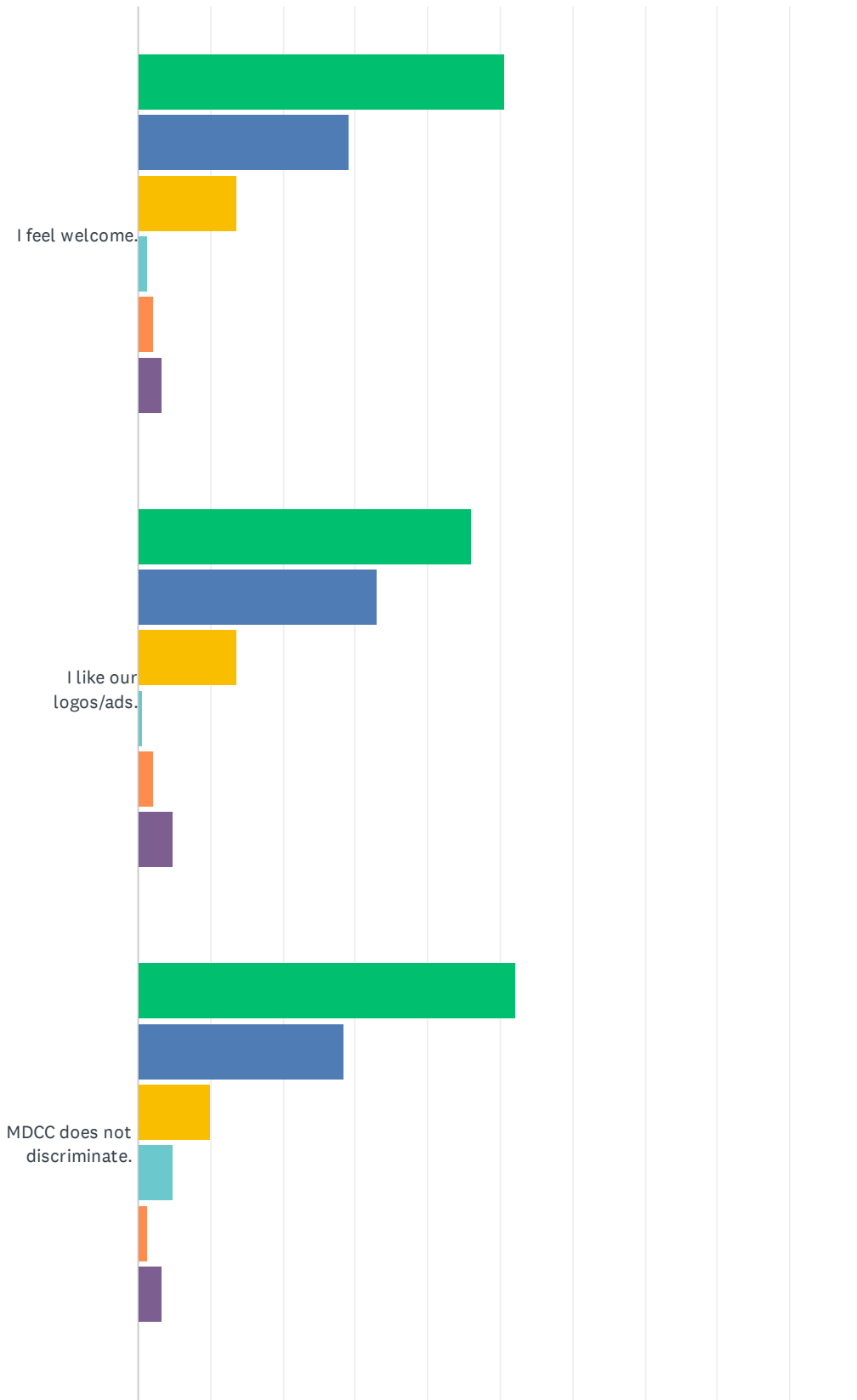


■ Strongly Agree
 ■ Agree
 ■ Neither Agree nor Disagree
 ■ Disagree
■ Strongly Disagree
 ■ N/A

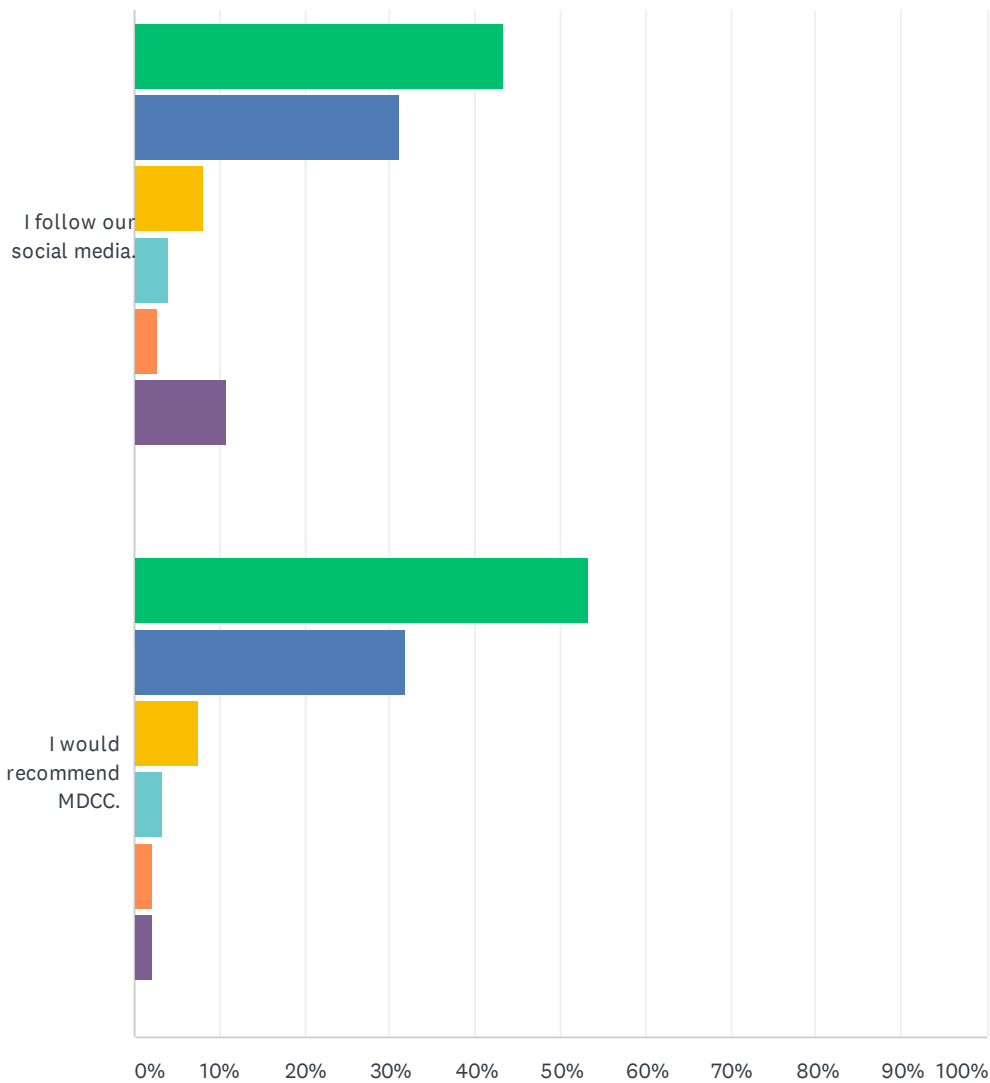
	STRONGLY AGREE	AGREE	NEITHER AGREE NOR DISAGREE	DISAGREE	STRONGLY DISAGREE	N/A	TOTAL	WEIGHTED AVERAGE
I feel safe at MDCC.	47.97% 71	27.70% 41	12.16% 18	2.70% 4	2.03% 3	7.43% 11	148	4.26
We have enough clubs.	20.95% 31	18.92% 28	24.32% 36	6.08% 9	2.03% 3	27.70% 41	148	3.70
Buildings/grounds look nice.	37.84% 56	39.86% 59	10.81% 16	2.03% 3	2.03% 3	7.43% 11	148	4.18
We have quality activities.	29.73% 44	25.68% 38	18.24% 27	3.38% 5	3.38% 5	19.59% 29	148	3.93
Housing options are good.	19.59% 29	14.19% 21	17.57% 26	5.41% 8	4.73% 7	38.51% 57	148	3.63

Q23 To what level do you agree with these statements about MDCC overall?

Answered: 148 Skipped: 19



MDCC Student Opinion Survey



■ Strongly Agree
 ■ Agree
 ■ Neither Agree nor Disagree
 ■ Disagree
■ Strongly Disagree
 ■ N/A

	STRONGLY AGREE	AGREE	NEITHER AGREE NOR DISAGREE	DISAGREE	STRONGLY DISAGREE	N/A	TOTAL	WEIGHTED AVERAGE
I feel welcome.	50.68% 75	29.05% 43	13.51% 20	1.35% 2	2.03% 3	3.38% 5	148	4.29
I like our logos/ads.	45.95% 68	33.11% 49	13.51% 20	0.68% 1	2.03% 3	4.73% 7	148	4.26
MDCC does not discriminate.	52.03% 77	28.38% 42	10.14% 15	4.73% 7	1.35% 2	3.38% 5	148	4.29
I follow our social media.	43.24% 64	31.08% 46	8.11% 12	4.05% 6	2.70% 4	10.81% 16	148	4.21
I would recommend MDCC.	53.38% 79	31.76% 47	7.43% 11	3.38% 5	2.03% 3	2.03% 3	148	4.34

Q24 Anything else you'd like us to know?

Answered: 16 Skipped: 151